


# '76 SYLVAN ALUMINUM

AMERICA'S EXCELLENCE IN ALUMINUM BOATS




16' & 18' SPORTSTER




12' FISHERMAN ADVANTAGE



12' SEA BREEZE



14' SEA SNAPPER



14' FISHERMAN ADVANTAGE



14' SEA BREEZE



16' SEA SNAPPER



## SYLVAN FISHING BOATS AND CANOES

Model	14' Sea Breeze	12' Sea Breeze	14' Sea Snapper*	16' Sea Snapper	14' Fisherman Advantage	12' Fisherman Advantage	15' Free Paddler	16' Free Paddler Square End	17' Free Paddler
Hull Thickness	.051	.051	.065	.065	.051	.051	.051	.051	.051
Center Length	14' 0"	12' 0"	14' 2"	16' 4"	13' 9"	11' 9"	15' 0"	15' 10"	17' 0"
Beam	53"	53"	63"	64"	52"	46"	38"	38"	39"
Overall Height	23"	21"	27"	29"	20"	19"	21"	21½"	21½"
Transom Width	46½"	46½"	54"	58½"	46½"	42½"			
Transom Height	16"	16"	16½"	17"	17"	17"		16"	
Interior Side Depth	15½"	15½"	18"	27"					
Rec. Cap. Lbs.	700	565	850	1245	550	400	600	745	760
Rec. Cap. Persons	3	2	4	5	3	3			
Weight System Dry	144	127	200	260	95	80			
Rec. Max. HP	20	10	30	40	9.9	7.5			

\* Three or Four Seats

### FISHING BOATS

#### STANDARD EQUIPMENT:

Fully Painted Exterior (except for Fisherman Advantage models) and Interior, Non Skid – Heavy Duty Gunwale Extrusion – Heavy Duty Bow Casting – Heavy Duty Stern Casting with Handles – Bow Eye – Transom Drain – Wood Seats with Flotation Boxes Connected to Sides – 14' Sea Snapper Available with three or four seats – All Sea Snappers with sister or three keels.

#### COLOR:

Polar White except for Fisherman Advantage Models

### SYLVAN RUNABOUTS

Model	16' Sportster	18' Sportster
Hull Thickness	.080	.080
Center Length	16' 1"	18' 4"
Beam	77½"	81"
Overall Height	35"	35"
Transom Width	69½"	75"
Transom Height	21"	21"
Interior Side Depth	23"	27½"
Rec. Cap. Lbs.	1500	1900
Rec. Cap. Persons	7	8
Weight System Dry	630	910
Rec. Max. HP	85	140

### RUNABOUTS

#### STANDARD EQUIPMENT:

Upholstered Sleeper Seats – Cushioned Bow Seats – Cushioned Front End – Upholstered Interior Sides – Marine Carpet – Transom Doors – Bow Rail – Running Lights – Tie up Cleats – Stainless Steel Bow and Stern Eyes – Walk Thru Windshield with Door – Top with Slide Rails (18' only) – Thru Pin Motor Hook up – Rack and Pinion Steering.

#### COLOR:

Polar White Hull, Liberty Blue Deck

## SYLVAN MARINE

POST OFFICE BOX 25 / NEW PARIS, INDIANA 46553  
219/831-2950

DUE TO CONTINUOUS RESEARCH POLICY,  
SPECIFICATIONS AND PRICES MAY CHANGE WITHOUT NOTICE.

AUTHORIZED DEALER: