



Relax It's A
Silver
1992 ALUMINUM BOATS



Spacious cabin interior is ideal for a relaxing picnic break or for just taking it easy.



GET MORE OUT OF BOATING WITH A BOAT THAT HAS

Offshore



The Only Logical Choice



Full camper enclosure provides shade on sunny days and keeps you dry in wet weather.

OFFSHORE 26' HARDTOP I/O

MORE-OFFSHORE

The biggest Sylvan of them all means more room, more comfort and more fun. You'll find performance, luxury, convenience and more in the Offshore. Get away to big lake enjoyment in the Offshore.

OFFSHORE 26'

I/O and Hardtop

Standards: 80-gallon built-in gas tank • Bow rails • Grab rails • Side bumper rails • Top and boot • Full instrumentation • Full camper enclosure • Porti-potti • Marine carpet • Vinyl deck covering • Cabin curtains • Front hatch • Bilge pump • Bilge blower • Windshield • Running lights • Bold accent striping • Horn • AM/FM stereo-cassette with exterior antenna

• In-floor storage • 2 aerated live wells with pump and ICU • Alcohol stove • 2 raised front seats • Rod holders • Built-in cooler • Cabin lights • Sliding cabin windows with screen • Bow lifting eye • Storage cabinet • Windshield wiper • Sink with holding tank • 2 removable jump seats • Treated floor and wood with 10-year warranty • Double row rivets and single bottom construction.

Option: Swim platform.

Color: Burgundy.

Offshore

**GETTING OFF SHORE
IS MORE FUN IN AN OFFSHORE**

OFFSHORE 22'

I/O and Hardtop

Standards: 20-gallon built-in gas tanks (2)
• 4 cleats • Bow rails • Stern rails with ladder
• Side grab rails • Side bumper rails • Top
and boot • Full instrumentation • Full camper
enclosure • Porti-potti space • Marine carpet
• Vinyl deck covering • Cabin curtains • Front
hatch • Bilge pump • Bilge blower • Side storage
• Windshield • Starboard windshield wipers
(Hardtop) • Port side console with glove box
& grab rail • Interior lights • Running lights
• Bold accent striping • Raised front seats
• Rear and convertible lounge • Removable
rear jump seats • 2 cup holders • Cabin top rail
• Ice chest • Horn • AM/FM stereo-cassette
with exterior antenna • Treated floor and wood
with 10-year warranty • Double row rivets
and single bottom construction.

Options: Mooring cover • Sony radio or weather
band radio.

Color: Burgundy.

OFFSHORE 22'

O.B. and Hardtop

Standards: 20-gallon built-in gas tanks (2)
• 4 cleats • Bow rails • Side grab rails • Side
bumper rails • Top and boot • Full instrumen-
tation • Full camper enclosure • Porti-potti
space • Marine carpet • Vinyl deck covering
• Cabin curtains • Front hatch • Bilge pump
• Side storage • Windshield • Starboard wind-
shield wipers (Hardtop) • Port side console
with glove box & grab rail • Interior lights
• Running lights • Bold accent striping
• Raised front seats • Removable rear bench
seats • 2 cup holders • Cabin top rail • Ice
chest • Horn • AM/FM stereo-cassette with
exterior antenna • Treated floor and wood
with 10-year warranty • Double row rivets
and single bottom construction.

Options: Mooring cover • Sea drive.

Color: Burgundy.

OFFSHORE 22' O.B.



OFFSHORE 22' I/O



Spacious cabin interior.

Convenient front hatch.

OFFSHORE 21'

I/O

Standards: 20-gallon built-in gas tanks (2)
 • 4 cleats • Bow rails • Side grab rails • Side bumper rails • Top and boot • Full instrumentation • Full camper enclosure • Porti-potti space • Marine carpet • Vinyl deck covering • Front hatch • Bilge pump • Bilge blower • Rod holders • Horn • Windshield • Port side console with glove box & grab rail • Interior lights • Running lights • Bold accent striping • Raised front seats • Removable rear jump seats • 2 cup holders • AM/FM stereo-cassette with exterior antenna • Treated floor and wood with 10-year warranty • Double row rivets and single bottom construction.

Options: Mooring cover • Sea drive.

Color: Burgundy.

OFFSHORE 21'

O.B.

Standards: 20-gallon built-in gas tanks (2)
 • 4 cleats • Bow rails • Side grab rails • Side bumper rails • Top and boot • Full instrumentation • Full camper enclosure • Porti-potti space • Marine carpet • Vinyl deck covering • Front hatch • Bilge pump • Rod holders • Horn • Windshield • Port side console with glove box & grab rail • Interior lights (Note: 25" single motor needed regular long shaft for twins) • Running lights • Bold accent striping • Raised front seats • 2 removable pedestal seats • 2 cup holders • AM/FM stereo-cassette with exterior antenna • Treated floor and wood with single bottom construction • Double row rivets and single bottom construction.

Options: Mooring cover • Sea drive.

Color: Burgundy.



OFFSHORE 21' O.B.

**MERCURY
OUTBOARDS**



Skipper

THIS CLOSED-BOW REALLY OPENS UP

You're ready for any water, any weather with the Skipper. Safe, dry storage space up front and removable jump seats and spacious sleeper seats in the rear add up to total passenger comfort.



SKIPPER 21'

I/O

Standards: 24-gallon built-in gas tank • 4 cleats • Bow rails • Stern rails with ladder • Side bumper rails • Top and boot • Full instrumentation • Marine carpet • Carpeted deck • Bilge pump • Bilge blower • In-floor storage • Bow storage • Rod holders • Windshield • Horn • Port side console with glove box & grab rail • Running lights • Bold accent striping • Front step to bow • 1 sleeper seat • Removable rear jump seats • Live well with bass seat • Bass seat bases • 2 cup holders • AM/FM stereo-cassette with exterior antenna • Treated floor and wood with 10-year warranty • Double row rivets and single bottom construction.

Options: Fisherman's top • Mooring cover • Camper curtain • Side and aft curtains • Extra bass seats.

Color: Blue.

SKIPPER 21' O.B.



SKIPPER 21'

O.B.

Standards: 30-gallon built-in gas tank • 4 cleats • Bow rails • Side bumper rails • Top and boot • Full instrumentation • Marine carpet • Carpeted deck • Bilge pump • In-floor storage • Bow storage • Rod holders • Windshield • Horn • Port side console with glove box & grab rail • Running lights • Bold accent striping • Front step to bow • 1 sleeper seat • Live well with bass seat • Bass seat bases • 2 cup holders • AM/FM stereo-cassette with exterior antenna • Treated floor and wood with 10-year warranty • Double row rivets and single bottom construction.

Options: Fisherman's top • Mooring cover • Camper curtain • Side and aft curtains • Extra bass seats.

Color: Blue.

Super Sportster

TWO BOATS IN ONE FOR TWICE THE FUN

SUPER SPORTSTER 21' I/O



SUPER SPORTSTER 19' I/O



Lounge seats and dual console.

For fishing or pleasure, the Super Sportster does it all! It's really two super boats in one!

SUPER SPORTSTER 21'

O.B. & I/O

Standards: 30-gallon built-in gas tank (24-gallon I/O) • 4 cleats • Bow rails • Stern rails with ladder (I/O) • Side bumper rails • Top and boot • Full instrumentation • Marine carpet • Carpeted deck • Bilge pump • Bilge blower (I/O) • Side storage • In-floor storage • Bow storage • Lockable rod storage (Port side) • Rod holders • Horn • Walk-thru windshield • Port side console with glove box • Live well with ICU • Running lights • Bold accent striping • Bow cushions and back rests • Rear and convertible lounge (I/O) • Bench seats (O.B.) • Sleeper seat

• Removable rear jump seats (I/O) • AM/FM stereo-cassette with exterior antenna • Treated floor and wood with 10-year warranty • Double row rivets and single bottom construction.

Options: Fisherman's top and canvas • Mooring cover • Bow cover • Bow curtains • Side and aft curtains • Bow platform insert with bass seat • Seat arms.

Color: Mint.

SUPER SPORTSTER 19'

O.B. & I/O

Standards: 30-gallon built-in gas tank (24-gallon I/O) • 4 cleats • Bow rails • Side bumper rails • Top and boot • Full instrumentation • Carpeted floor and deck • Bilge pump • Bilge blower (I/O) • Side storage • In-floor storage • Lockable rod storage (Port side) • Rod

holders • Horn • Walk-thru windshield • Port side console with glove box • Live well with swivel bass seat and ICU • Running lights • Bold accent striping • Ladder (I/O) • Bow cushions and back rests • 1 sleeper seat • Removable rear jump seats (I/O) • AM/FM stereo-cassette with exterior antenna • Treated floor and wood with 10-year warranty • Double row rivets and single bottom construction.

Options: Fisherman's top and canvas • Mooring cover • Bow cover • Side and aft curtains • Bow platform insert with bass seat • Seat arms • Sony radio or weather band radio.

Color: Mint.

SUPER SPORTSTER 18'

O.B. & I/O


Standards: 23-gallon built-in gas tank (18-gallon I/O) • 4 cleats • Bow rails • Side bumper rails • Top and boot • Full instrumentation • Carpeted deck • Bilge pump • Bilge blower (I/O) • Swim platform (I/O) • Side storage • In-floor storage • Lockable rod storage (Port side) • Rod holders • Walk-thru windshield • Horn • Port side console with glove box • Live well with swivel bass seat and ICU • Running lights • Bold accent striping • Bow cushions and back rests • Table (O.B.) • 1 sleeper seat • Rear jump seats • AM/FM stereo-cassette with exterior antenna • Treated floor and wood with 10-year warranty • Double row rivets and single bottom construction.

Options: Fisherman's top and canvas • Mooring cover • Bow cover • Side and aft curtains • Bow platform insert with bass seat • Seat arms.

Color: Mint.



Console with full instrumentation.



SUPER SPORTSTER 18' O.B.

Super Sportster

IT'S SUPER! IT'S SPORTY! IT'S A SUPER SPORTSTER!

Super fishing features like a livewell, lockable rod storage and rod holders; bow cushions, lounges and sleeper seats for super comfort—that's Super Sportster!



Table—Super Sportster 18' O.B.

SUPER SPORTSTER 17'

O.B.

Standards: 23-gallon built-in gas tank • 4 cleats • Bow rails • Side bumper rails • Full instrumentation • Carpeted deck • Bilge pump • Side storage • In-floor storage • Lockable rod storage (Port side) • Rod holders • Walk-thru windshield • Horn • Port side console with glove box • Live well with swivel bass seat and ICU • Running lights • Bold accent striping • Bow cushions and back rests • 1 sleeper seat • AM/FM stereo-cassette with exterior antenna • Treated floor and wood with 10-year warranty • Double row rivets and single bottom construction.

Options: Fisherman's top and canvas • Top and boot • Mooring cover • Bow cover • Side and aft curtains • Bow platform insert with bass seat • Seat arms.

Color: Mint.

SUPER SPORTSTER 16'

O.B.

Standards: 17-gallon built-in gas tank • 4 cleats • Bow rails • Side bumper rails • Full instrumentation • Carpeted floor and deck • Bilge pump • Side storage • Lockable rod storage (Port side) • Rod holders • Walk-thru windshield • Horn • Port side console • Live well with swivel bass seat and ICU • Running lights • Bold accent striping • Bow cushions and back rests • 1 sleeper seat • AM/FM stereo-cassette with exterior antenna • Treated floor and wood with 10-year warranty • Double row rivets and single bottom construction.

Options: Fisherman's top and canvas • Top and boot • Mooring cover • Bow cover • Side and aft curtains • Bow platform insert with bass seat • Seat arms.


Colors: Mint.




Spacious livewell.




Bow cushions and back rests.



SUPER SPORTSTER 17' O.B.



SUPER SPORTSTER 17' O.B.



PRO FISHERMAN 17' DUAL

Top value at an affordable price,
plus plenty of professional fishing
features everyone will enjoy.
Go fishing with a Pro.

PRO FISHERMAN 21'

Dual Console

Standards: 30-gallon built-in gas tank
• 4 cleats • Side bumper rails • Fisherman's
top and boot • Full instrumentation • Carpeted
floor and deck • Raised front casting platform
• Bilge pump • In-floor storage • Front storage
• 2 lockable storage compartments • Port and
starboard lockable rod storage • Rod holders

PRO KNOWS FISHING. PRO KNOWS

Pro Fish

**MERCURY
OUTBOARDS**



PRO FISHERMAN 21' DUAL

- Lockable tackle tray • Horn • Walk-thru windshield • Port side console with glove box
- Large, front aerated live well with pump and ICU • Trolling motor receptacle • Interior lights
- Running lights • Sliding doors to battery area • Bold accent striping • 3 pedestal bass seats (1 fixed with slider, 2 removable) • 4 CB bases • AM/FM stereo-cassette with exterior antenna • Treated floor and wood with 10-year warranty • Double row rivets and single bottom construction.

Options: Mooring cover • Bow cover • Side and aft curtains • Cooler • 1 sleeper seat • Seat arms • Extra seats and pedestals • Sony radio or weather band radio.

Color: Burgundy.

PRO FISHERMAN 17'

(Single & Dual Console)

Standards: 23-gallon built-in gas tank • 4 cleats • Side bumper rails • Full instrumentation • Carpeted floor and deck • Raised casting platform • Bilge pump • In-floor storage • Front storage • 2 lockable storage compartments (Dual Console) • 1 lockable storage compartment (Single Console) • Lockable tackle tray • Port and starboard lockable rod storage • Rod holders • Horn • Walk-thru windshield (Dual Console) • Large, front aerated live well with pump and ICU • Trolling motor panel • Interior lights • Running lights • Bold accent striping • 1 fixed pedestal seat with slider • 2 hydraulic removable bass seats

- 4 CB bases • Glove box (Dual Console)
- AM/FM stereo-cassette with exterior antenna • Treated floor and wood with 10-year warranty • Double row rivets and single bottom construction.

Options: Fisherman's top and canvas • Regular top and canvas • Mooring cover • Bow cover • Side and aft curtains (Dual Console) • Windshield (Single Console) • 1 sleeper seat • Seat arms • Extra seats and pedestals • Sony radio or weather band radio • Bow cushions.

Colors: Burgundy • Blue.

Trolling motor receptacle.



FEATURES. PRO KNOWS AFFORDABILITY.


herman

Pro Fisherman

THE PRO FISHERMAN IS A "REEL" SERIOUS BOAT

PRO FISHERMAN 18' DUAL





Front storage and livewell.



Console with full instrumentation.



Swivel driver's seat.


You don't have to be a professional fisherman to marvel at all the standard items built into the Pro Fisherman. From large, front aerated livewells to ample storage areas, you'll find plenty of great fishing features...at a price you can afford.



PRO FISHERMAN 17'



PRO FISHERMAN 16'



PRO FISHERMAN 16' DUAL

PRO FISHERMAN 18'

(Single & Dual Console)

Standards: 23-gallon built-in gas tank • 4 cleats • Side bumper rails • Fisherman's top and boot (Dual Console) • Full instrumentation • Carpeted floor and deck • Raised front casting platform • Bilge pump • In-floor storage • Front storage • 2 lockable storage compartments (Dual Console) • 1 lockable storage compartment (Single Console) • Port and starboard lockable rod storage • Rod holders • Horn • Walk-thru windshield (Dual Console) • Port side console with glove box (Dual Console) • Large, front aerated live well with pump and ICU • Lockable tackle tray • Trolling motor receptacle • Interior lights • Running lights • Sliding doors to battery area • Bold accent striping • 3 pedestal bass seats (1 fixed with slider, 2 removable) • 4 CB bases • AM/FM stereo-cassette with exterior antenna • Treated floor and wood with 10-year warranty • Double row rivets and single bottom construction.

Options: Top (Single Console) • Mooring cover • Bow cover • Side and aft curtains • Windshield (Single Console) • Drop-in cooler • 1 sleeper seat • Seat arms • Extra seats and pedestals • Sony radio or weather band radio.

Color: Blue.

PRO FISHERMAN 16'

(Single & Dual Console)

Standards: 17-gallon built-in gas tank • 4 cleats • Side bumper rails • Carpeted floor and deck • Raised front casting platform • Bilge pump • Front storage • 2 lockable storage compartments (Dual Console) • 1 lockable storage compartment (Single Console) • Lockable tackle tray • Port and starboard lockable rod storage • Rod holders • Horn • Walk-thru windshield (Dual Console) • Large, front aerated live well with pump and ICU • Trolling motor receptacle • Interior lights • Running lights • Sliding doors to battery area • Bold accent striping • 3 pedestal bass seats (1 fixed with slider, 2 removable) • 4 CB bases • Glove box • AM/FM stereo-cassette with exterior antenna • Treated floor and wood with 10-year warranty • Double row rivets and single bottom construction.

Options: Fisherman's top and canvas • Regular top and canvas • Mooring cover • Bow cover • Side and aft curtains (Dual Console) • Windshield (Single Console) • 1 sleeper seat • Seat arms • Extra seats and pedestals • Sony radio or weather band radio.

Colors: Burgundy • Blue.

**MERCURY
OUTBOARDS**

ELIMINATOR 19' DUAL



Eliminator

ELIMINATE THE FISHING COMPETITION



The Eliminator's raised casting platform, two large livewells, lockable storage and 10-year warranty for its treated floor and wood are among the many reasons we can say, "Relax, it's a Sylvan."

 **MARINER**
OUTBOARDS
Better In The Long Run.

ELIMINATOR 19'

(Single & Dual Console)

Standards: 30-gallon built-in gas tank • 4 cleats • Side bumper rails • Fisherman's top and canvas • Top and boot (Dual Console) • Full instrumentation • Carpeted floor and deck • Raised front casting platform • Bilge pump • In-floor storage • 3 lockable storage areas (Single Console) • 4 lockable storage areas (Dual Console) • Front storage • Port and starboard lockable rod storage • Rod holders • Horn • Walk-thru windshield (Dual Console) • Port side console with glove box (Dual Console) • Large, front aerated live well with pump and ICU • Trolling motor receptacle • Interior lights • Running lights • Bold accent striping • 2 hydraulic removable pedestal seats • 1 fixed pedestal seat with slider • 4 CB bases • AM/FM stereo-cassette with exterior antenna • Treated floor and wood with 10-year warranty • Double row rivets and single bottom construction.

Options: Bow rails • Top (Single Console) • Mooring cover • Windshield (Single Console) • Seat arms • Additional bass seats • Side and aft curtains and bow cover (Dual Console) • Sony radio or weather band radio.

Color: Burgundy.



ELIMINATOR 17' DUAL



ELIMINATOR 17'

ELIMINATOR 17'

(Single & Dual Console)

Standards: 23-gallon built-in gas tank • 4 cleats • Side bumper rails • Full instrumentation • Carpeted floor and deck • Raised front casting platform • Bilge pump • In-floor storage • Front storage • 3 lockable storage areas (Dual Console) • 2 lockable storage areas (Single Console) • Port and starboard lockable rod storage • Rod holders • 2 large aerated live wells with pump and ICU • Horn • Trolling motor panel • Interior lights • Running lights • Built-in cooler • Bold accent striping • 2 hydraulic removable pedestal seats • 1 fixed pedestal seat with slider • 4 CB bases • AM/FM stereo-cassette with exterior antenna • Treated floor and wood with 10-year warranty • Double row rivets and single bottom construction.

Options: Fisherman's top and canvas • Regular top and canvas • Bow rails • Top (Single Console) • Top and boot (Dual Console) • Mooring cover • Windshield (Single Console) • Seat arms • Additional bass seats • Side and aft curtains and bow cover (Dual Console) • Sony radio or weather band radio.

Color: Mint.

**MERCURY
OUTBOARDS**

Sea Monster

EVERY FISH FEARS A SEA MONSTER

SEA MONSTER 16' SIDE



SEA MONSTER 16'

Side Console

Standards: 4 cleats • Carpeted floor and deck • Raised front casting platform • Bilge pump • Lockable rod storage (Port side) • Large aerated live well with pump and ICU • Running lights • Horn • Bold accent striping • 3 bass seats (1 fixed with slider, 2 removable) • 3 CB bases • AM/FM stereo-cassette with exterior antenna • Treated floor with 10-year warranty • Double row rivets and single bottom construction.

Options: Bow rails • Mooring cover • Bimini top • Windshield • Seat arms • 1 bass seat.

Color: Blue.

SEA MONSTER 15'

(Side Console & Tiller Models)

Standards: Carpeted floor and deck • Raised front casting platform • Bilge pump • Bow storage • Lockable rod storage (Port side) • Large front aerated live well with pump • Bow and stern removable running lights • Bold accent striping • 3 bass seats (1 fixed, 2 removable) and 3 CB bases (Side Console) • 2 bass seats (1 fixed, 1 removable) and 2 CB bases (Tiller Model) • 2 cup holders • Lockable storage • Glove box • Treated floor with 10-year warranty.

Options: Mooring cover • Windshield • Seat arms • Extra CB base & bass seat.

Color: Blue.



Large livewell.

SEA MONSTER 15' W/CON



SEA MONSTER 15' WO/CON

BACK TROLLER 17'



Back Troller Sea Troller

PERFECT FOR A
CASUAL TROLL



Sylvan's reputation for quality, value and performance was built on boats just like the ones you see here.

BACK TROLLER 17'

Standards: 23-gallon built-in gas tank • 4 cleats • Side bumper rails • Carpeted floor and deck • Raised front casting platform • Bilge pump • In-floor storage • Front storage • Port and starboard lockable rod storage • Rod holders • 2 large aerated live wells with pump and ICU • Trolling motor receptacle • Interior lights • Running lights • 2 hydraulic removable bass seats • 1 fixed pedestal seat • 4 CB bases • Treated floor and wood with 10-year warranty • Double row rivets and single bottom construction.

Options: Mooring cover • Bow rails • Additional bass seats.

Color: Blue.

BACK TROLLER 16'

Standards: 17-gallon built-in gas tank • 4 cleats • Carpeted front deck and interior • Raised front casting platform • Bilge pump • Front storage • Lockable storage • Rod storage • Large live well with pump and ICU • Trolling motor receptacle • Interior lights • Running lights • Bold accent striping • 3 bass seats (1 fixed, 2 removable) • 3 CB bases • 3 cup holders • Treated floor and wood with 10-year warranty • Double row rivets and single bottom construction.

Options: Mooring cover • Sun top • Console • Ice cooler • Seat arms.

Color: Burgundy.

SEA TROLLER 16'


Standards: 17-gallon built-in gas tank • 4 cleats • Carpeted front deck and interior • Raised front casting platform • Bilge pump • Front storage • Large, front and rear aerated live well with ICU • Trolling motor receptacle • Interior lights • Running lights • 3 bass seats (1 fixed, 2 removable) • 3 CB bases • Treated floor and wood with 10-year warranty • Double row rivets and single bottom construction.

Option: Mooring cover.

Color: Burgundy.



SEA TROLLER 16'



BACK TROLLER 16'

Classic Fisherman

A CLASSIC NEVER GOES OUT OF STYLE

With its welcome standard fishing features, nifty options and solid construction, this reliable performer typifies Sylvan practicality and value from bow to stern.


CLASSIC FISHERMAN 14'

(Side Console & Tiller Models)

Standards: Carpeted floor • Raised front casting platform with storage • Aerated live well with pump • Trolling motor receptacle • Running lights • Bold accent striping • 2 bass seats (1 removable, 1 with swivel) • Rod holders • Side storage • Treated floor with 10-year warranty.

Options: Mooring cover • CS1 sun top • Windshield • Rear casting platform.

Color: Blue.



CLASSIC FISHERMAN 14' W/CON



The Rodmaster is twenty-one feet of pure fishing boat. The features and room you demand in a boat are all here, plus a hull that's built Sylvan-tough.

RODMASTER 21'

Standards: 30-gallon built-in gas tank • 4 cleats • Side bumper rails • Full instrumentation • Carpeted deck • Raised front casting platform with storage • Large, front aerated live well with ICU • Bilge pump • Port and starboard lockable rod storage • Sliding door to gas tank and storage • Running lights • Bold accent striping • Center console with flip-back driver's seat • Front seat and storage • 2 removable bass seats • 3 CB bases • AM/FM stereo-cassette with exterior antenna • Treated floor and wood with 10-year warranty • Double row rivets and single bottom construction.

Options: Mooring cover • Console windshield with grab rail • Ice cooler • Bimini top • Seat arms • 1 extra bass seat.


Color: Blue.

Rodmaster

FISH OBEY THE COMMAND
OF THE RODMASTER

**MERCURY
OUTBOARDS**

MASTER TROLLER 17'



Easy handling, plenty of space, quality features and affordability—all Sylvan trademarks.

MASTER TROLLER 17'

Standards: 23-gallon built-in gas tank • 4 cleats • Side bumper rails • Full instrumentation • Carpeted floor and deck • Raised casting platform • Bilge pump • In-floor storage • Front storage • 3 lockable storage compartments • Lockable tackle tray • Port lockable rod storage • Rod holders • Large, front and rear aerated live well with pump and ICU • Trolling motor panel • Interior lights • Running lights • Bold accent striping • 1 fixed pedestal seat with slider • 2 hydraulic removable bass seats • 4 CB bases • AM/FM stereo-cassette with exterior antenna • Treated floor and wood with 10-year warranty • Double row rivets and single bottom construction.

Options: Mooring cover • Windshield • 1 sleeper seat • Seat arms • Extra seats and pedestals • Sony radio or weather band radio.

Color: Burgundy.



Console with full instrumentation.

Master Troller

TOP VALUE AND AFFORDABILITY

Rough Western waters are no match for Sylvan's rugged Pro Yukons.

PRO YUKON 18'

Standards: Vinyl-covered clipper bow • Lockable access door to storage under covered bow deck • Raised front casting platform with lockable storage underneath • Vinyl-covered XL10 pressure treated plywood floor • Full-length lockable rod storage • Large lockable side storage box • Large lockable fish box with drain • 2 locking rear gas tank storage boxes • Full splash well • Large rear corner caps for downriggers.

Options: Stand-up center console steering • Console seat storage box • Swivel seats • Rod holders • Bow rails • Bow mount anchor release with rope cleats • Fisherman's top • Mooring cover.


Color: Gray with blue, burgundy or graphite stripes.

PRO YUKON 15'

Standards: Built-in 12-gallon gas tank • Rear splash pan • 2 large lockable side storage seat boxes • Raised casting platform with storage below • Vinyl-covered front deck with support for electric trolling motor or bow mount anchor release • Locking storage compartment under front deck • Vinyl-covered XL10 pressure treated plywood floor • Fixed pedestal with bass seat for driver.

Options: Port and starboard lockable rear seat storage boxes • Portside console with locking glove box • Windshield port & starboard • Swivel seats • Fisherman's top • Bow mount • Anchor release • Starboard side steering console • Bow rails • Mooring cover.

Color: Gray with blue, burgundy or graphite stripes.



Pro Yukon

THE BOATS THAT WON THE WEST

Pro-V Yukon

THE BEST IN THE WEST


These tough customers are built with wild, untamed Western waters in mind.

PRO-V YUKON 19' & 17'

Standards: All-welded interlocking construction • Twin console • Tinted glass walk-through windshield • Full instrumentation driver's console • Full locking compartment on passenger console • Raised front casting platform with watertight access hatch to dry storage • Bow rails • Bow and stern lights • Bilge pump • 2 high back swivel seats on pedestal (driver's seat adjustable) • High-grade marine vinyl over XL10 pressure treated plywood floor • Built-in fish box • 2 bow cleats • 2 stern cleats • High-grade marine carpet on side panels • 2 full-length rod storage trays.

Options: See your nearest dealer for the complete list of options that include: Sun tops to full camper enclosures • Windshield wipers • Laydown seats • Much, much more.

Colors: Exterior – Gray with blue, burgundy or graphite decals and stripes. Interior – Gray stone zolatone.



Reach those hard-to-reach spots easily with a Yukon Whitewater Riverboat. Hard-nosed and sturdy, they're perfect for areas with shallow, rocky bottoms.

YUKON WHITEWATER RIVERBOATS 18' & 16'


Standards: All-welded interlocking construction • Built-in 26-gallon gas tank • Raised front casting platform • Watertight hatch for access to storage area • High-grade marine vinyl over XL10 pressure treated plywood floor • Full-length welded gunnel combing • Full-length rod storage trays.

Additional Twin Console Standards: Tinted glass walk-through windshield • 2 high back swivel seats on pedestals • Locking glove box • Bow and stern lights • Bilge pump • Splash well.

Riverboats are also available in Center Console or Tiller Models.

Options: Ask your dealer for the full list of options to fill your needs.

Colors: Exterior – Gray with blue, burgundy or graphite decals and stripes. Interior – Gray stone zolatone.



Yukon Whitewater Riverboat

BUILT BY WESTERN FISHERMEN FOR WESTERN FISHERMEN

14 Reasons to Buy Sylvan Aluminum Boats

The beauty of a Sylvan boat goes well beyond that which is obvious to the eye. Advanced engineering techniques, solid construction features and the hands-on participation of the Sylvan management team are what makes these boats special. See for yourself how these boats beat the competition, then buy a Sylvan.

1. Smooth riding performance V-hull that planes quickly and runs efficiently.
2. All incoming aluminum raw materials are quality tested in our own quality control lab.

3. Rugged construction including double riveted hulls, reinforced under floor, up to .125 gauge aluminum thickness, and an aluminum covered transom.
4. Fade-resistant, durable paint and striping.
5. High grade marine vinyls and plush carpets are U.V. resistant.
6. Non-corrosive fittings with stainless steel fasteners.
7. Ample storage space for fishing and fun gear.
8. Custom-fitted upholstery fabricated and installed in our factory for rigid quality control.

9. Custom wiring and instrumentation made to our specifications.
10. AM/FM stereo-cassette with built-in speakers.
11. Rack and pinion steering on most models.
12. Large aerated live wells with ICUs in most fishing models.
13. Sylvan boats meet or exceed all U.S. Coast Guard specifications for your boating pleasure and safety.
14. All riveted aluminum boats are covered by our exclusive 10-year limited warranty.

Sylvan Limited Warranty

Sylvan warrants each new fiberglass hull and aluminum welded hull for a period of two (2) years and each new riveted aluminum hull for a period of ten (10) years from the date of purchase, by the original purchaser (based on years of use, under normal recommended operation conditions) as described in the warranty folder. A copy of the Sylvan Limited Warranty is attached to each new Sylvan boat, or may be obtained from any Sylvan dealer or the Sylvan factory.

Paddle Deck



Work out and relax in your new Sylvan Paddle Deck.

Specifications: Length 11' • Beam 78" • Approx. weight 210 lbs.

Raft



Specifications: Length of pontoons 10' • Diameter of pontoons 19" • Deck size 8' x 10' • Anchor ring 3" • Net weight 350 lbs. • Capacity 1000 lbs.

Options: Swim rails • Ladder.
Colors: Blue • Gray.

Aluminum Boats

Model	Gas tank capacity	Bow rails	Side bumper rails	Top & boot	Instrumentation	Carpet	Mooring cover	Bow cover	Raised casting platform	Bilge pump	Additional storage	In-floor storage	Lockable rod storage	Rod holders	Windshield	Console	Live well	Trolling motor plug/panel
Offshore 26' I/O	80	S	S	S	S	S	0	-	-	S	S	-	-	-	S	2	2	-
Offshore 22' I/O	2-20	S	S	S	S	S	0	-	-	S	S	-	-	-	S	2	-	-
Offshore 22' O.B.	2-20	S	S	S	S	S	0	-	-	S	S	-	-	-	S	2	-	-
Offshore 21' I/O	2-20	S	S	S	S	S	0	-	-	S	-	-	-	S	S	2	-	-
Offshore 21' O.B.	2-20	S	S	S	S	S	0	-	-	S	-	-	-	S	S	2	-	-
Skipper 21' I/O	24	S	S	S	S	S	0	-	-	S	S	S	-	S	S	2	S	-
Skipper 21' O.B.	30	S	S	S	S	S	0	-	-	S	S	S	-	S	S	2	S	-
Super Sportster 21' I/O	24	S	S	S	S	S	0	0	-	S	S	S	S	S	S	2	S	-
Super Sportster 21' O.B.	30	S	S	S	S	S	0	0	-	S	S	S	S	S	S	2	S	-
Super Sportster 19' I/O	24	S	S	S	S	S	0	0	-	S	S	S	S	S	S	2	S	-
Super Sportster 19' O.B.	30	S	S	S	S	S	0	0	-	S	S	S	S	S	S	2	S	-
Super Sportster 18' I/O	18	S	S	S	S	S	0	0	-	S	S	S	S	S	S	2	S	-
Super Sportster 18' O.B.	23	S	S	S	S	S	0	0	-	S	S	S	S	S	S	2	S	-
Super Sportster 17' O.B.	23	S	S	0	S	S	0	0	-	S	S	S	S	S	S	2	S	-
Super Sportster 16' O.B.	17	S	S	0	S	S	0	0	-	S	S	S	S	S	S	2	S	-
Pro Fisherman 21' Dual	30	0	S	S	S	S	0	0	S	S	S	S	S	S	S	2	S	-
Pro Fisherman 18' Dual	23	0	S	S	S	S	0	0	S	S	S	S	S	S	S	2	S	S
Pro Fisherman 18'	23	0	S	0	S	S	0	0	S	S	S	S	S	S	0	1	S	S
Pro Fisherman 17' Dual	23	0	S	0	S	S	0	0	S	S	S	S	S	S	S	2	S	S
Pro Fisherman 17'	23	0	S	0	S	S	0	0	S	S	S	S	S	S	0	1	S	S
Pro Fisherman 16' Dual	17	0	S	0	S	S	0	0	S	S	S	S	S	S	S	2	S	S
Pro Fisherman 16'	17	0	S	0	S	S	0	0	S	S	S	S	S	S	0	1	S	S
Eliminator 19' Dual	30	0	S	S	S	S	0	0	S	S	S	S	S	S	S	2	S	S
Eliminator 19'	30	0	S	0	S	S	0	-	S	S	S	S	S	S	0	1	S	S
Eliminator 17' Dual	23	0	S	0	S	S	0	0	S	S	S	S	S	S	S	2	2	S
Eliminator 17'	23	0	S	0	S	S	0	-	S	S	S	S	S	S	0	1	2	S
Sea Monster 16' Side	-	0	-	0	-	S	0	-	S	S	-	S	S	S	0	1	S	-
Sea Monster 15'	-	-	-	-	-	S	0	-	S	S	S	-	S	S	0	1	S	-
Back Troller 17'	23	0	S	0	S	S	0	-	S	S	S	S	S	S	0	-	2	S
Back Troller 16'	17	-	-	-	-	S	0	-	S	S	S	-	S	S	-	0	S	S
Sea Troller 16'	17	-	S	0	S	S	0	-	S	S	S	-	S	S	0	1	2	S
Classic Fisherman 14'	-	-	-	-	-	S	0	-	S	-	S	-	S	S	-	1	S	-
Rodmaster 21'	30	0	S	0	S	S	0	-	S	S	-	-	S	S	0	1	S	-
Master Troller 17'	17	0	S	0	S	S	0	0	S	S	S	S	S	S	0	1	2	S
Pro Yukon 18'	26	-	-	0	-	0	0	0	S	S	S	-	-	0	S*	2**	0	0
Pro Yukon 15'	12	-	-	0	-	0	0	0	S	S	S	-	-	0	S	2	0	0
Pro-V Yukon 19' I/O	26	S	-	0	S	0	0	0	S	S	S	-	0	S	2	0	0	0
Pro-V Yukon 19' O.B.	26	S	-	0	S	0	0	0	S	S	S	-	0	S	2	0	0	0
Pro-V Yukon 17' I/O	26	S	-	0	S	0	0	0	S	S	S	-	0	S	2	0	0	0
Pro-V Yukon 17' O.B.	26	S	-	0	S	0	0	0	S	S	S	-	0	S	2	0	0	0
Yukon Whitewater Riverboat 18'	26	-	-	0	-	0	0	0	S	S	S	-	-	0	S*	2**	0	0
Yukon Whitewater Riverboat 16'	26	-	-	0	-	0	0	0	S	S	S	-	-	0	S*	2**	0	0

*Windshield is an option for center console.
**Center console is optional.

Specifications

Model	Interior lights	Ice cooler	Swim platform	Row cushions & back rests	Row platform w/insert	Sleeper seats	Jump seats	Bass seats	Seat bases	Center length	Beam	Transom width	Depth	Maximum H.P.	Weight	Alum. thick.	Capacity lbs.	People capacity
Offshore 26' I/O	S	S	-	-	-	-	2	2	-	25' 7"	102"	98"	51"	260	2700	.125	NA	12
Offshore 22' I/O	S	S	-	-	-	-	2	2	-	21' 7"	92"	85"	44"	175	1540	.100	2100	10
Offshore 22' O.B.	S	S	-	-	-	-	-	2	-	21' 7"	92"	85"	44"	180	1430	.100	2400	10
Offshore 21' I/O	S	-	-	-	-	-	2	2	-	20' 9"	90"	85"	42"	175	1330	.100	1900	8
Offshore 21' O.B.	S	-	-	-	-	-	-	2	-	20' 9"	90"	85"	42"	180	1300	.100	2100	9
Skipper 21' I/O	-	-	-	-	-	1	2	1	2	20' 7"	90"	85"	42"	145	1160	.100	2100	9
Skipper 21' O.B.	-	-	-	-	-	1	-	1	2	20' 7"	90"	85"	42"	180	1150	.100	2200	9
Super Sportster 21' I/O	-	-	-	S	0	1	2	1	1	20' 7"	90"	85"	42"	145	1150	.100	2100	9
Super Sportster 21' O.B.	-	-	-	S	0	1	-	1	1	20' 7"	90"	85"	42"	180	1100	.100	2200	9
Super Sportster 19' I/O	-	-	-	S	0	1	2	1	1	18' 10"	87"	84"	42"	145	1095	.100	1825	8
Super Sportster 19' O.B.	-	-	-	S	0	1	-	1	1	18' 10"	87"	84"	42"	175	1045	.100	1955	8
Super Sportster 18' I/O	-	-	S	S	0	1	2	1	1	18' 5 1/2"	82"	75"	38 1/2"	145	1040	.080	1555	8
Super Sportster 18' O.B.	-	-	-	S	0	1	2	1	1	18' 5 1/2"	82"	75"	38 1/2"	140	990	.080	1810	8
Super Sportster 17' O.B.	-	-	-	S	0	1	-	1	1	16' 9"	83"	79"	37 1/2"	130	800	.100	1700	7
Super Sportster 16' O.B.	-	-	-	S	0	1	-	1	1	16' 2"	76"	70"	33 1/2"	90	690	.080	1300	5
Pro Fisherman 21' Dual	S	0	-	-	-	-	-	3	4	20' 7"	90"	85"	42"	180	1100	.100	2200	9
Pro Fisherman 18' Dual	S	0	-	-	-	-	-	3	4	18' 5"	82"	75"	38 1/2"	140	875	.080	1800	8
Pro Fisherman 18'	S	0	-	-	-	-	-	3	4	18' 5"	82"	75"	38 1/2"	140	850	.080	1800	8
Pro Fisherman 17' Dual	S	-	-	-	-	-	-	3	4	16' 9"	83"	79"	37 1/2"	130	825	.100	1550	6
Pro Fisherman 17'	S	-	-	-	-	-	-	3	4	16' 9"	83"	79"	37 1/2"	130	800	.100	1550	6
Pro Fisherman 16' Dual	S	-	-	-	-	-	-	3	4	16' 2"	76"	70"	33 1/2"	90	670	.080	1275	5
Pro Fisherman 16'	S	-	-	-	-	-	-	3	4	16' 2"	76"	70"	33 1/2"	90	650	.080	1275	5
Eliminator 19' Dual	S	S	-	-	-	-	-	3	4	18' 10"	87"	84"	42"	175	1075	.100	1955	8
Eliminator 19'	S	S	-	-	-	-	-	3	4	18' 10"	87"	84"	42"	175	1050	.100	1955	8
Eliminator 17' Dual	S	S	-	-	-	-	-	3	4	16' 9"	83"	79"	37 1/2"	130	825	.100	1550	6
Eliminator 17'	S	S	-	-	-	-	-	3	4	16' 9"	83"	79"	37 1/2"	130	800	.100	1550	6
Sea Monster 16' Side	-	-	-	-	-	-	-	3	3	16' 2"	76"	70"	33 1/2"	90	610	.080	1200	4
Sea Monster 15'	-	-	-	-	-	-	-	3	3	15' 5"	72"	61 1/2"	32"	50	540	.070	1000	4
Back Troller 17'	S	-	-	-	-	-	-	3	4	16' 9"	83"	79"	37 1/2"	115	720	.100	1550	6
Back Troller 16'	S	0	-	-	-	-	-	3	3	16' 2"	76"	70"	33 1/2"	60	620	.080	1350	5
Sea Troller 16'	S	-	-	-	-	-	-	3	3	16' 2"	76"	70"	33 1/2"	60	650	.080	1350	5
Classic Fisherman 14'	-	-	-	-	-	-	-	2	1	14' 2"	63 1/2"	56"	30"	35	380	.064	850	4
Rodmaster 21'	-	0	-	-	-	-	-	2	S	20' 7"	90"	85"	42"	180	1070	.100	2200	9
Master Troller 17'	S	-	-	-	-	-	-	3	4	16' 9"	83"	79"	37 1/2"	130	800	.100	1550	6
Pro Yukon 18'	-	-	-	-	-	0	-	2	2	17' 10"	74"	66"	36"	80 LS	700	.080	1300	NA
Pro Yukon 15'	-	-	-	-	-	0	-	2	2	15' 5"	72"	61 1/2"	32"	50	520	.070	1000	NA
Pro-V Yukon 19' I/O	-	-	-	-	-	0	-	2	2	19' 0"	87"	84 1/2"	32"	V-8 215	2330	.190	1800	NA
Pro-V Yukon 19' O.B.	-	-	-	-	-	0	-	2	2	19' 4"	87"	84 1/2"	32"	200	1500	.190	1800	NA
Pro-V Yukon 17' I/O	-	-	-	-	-	0	-	2	2	17' 0"	87"	84 1/2"	32"	V-6 205	2050	.190	1450	NA
Pro-V Yukon 17' O.B.	-	-	-	-	-	0	-	2	2	17' 3"	87"	84 1/2"	32"	200	1300	.190	1450	NA
Yukon Whitewater Riverboat 18'	-	-	-	-	-	0	-	2	2	18' 2 1/2"	94"	NA	33 1/2"	140/200J	NA	.125	NA	NA
Yukon Whitewater Riverboat 16'	-	-	-	-	-	0	-	2	2	16' 2 1/2"	83 1/2"	NA	31 1/2"	80/115J	NA	.125	NA	NA

SYLVAN



The Only Logical Choice



Better In The Long Run.

SYLVAN MARINE MAIN

P.O. Box 65
68143 Clunette Street
New Paris, Indiana 46553
(219) 831-2950
FAX (219) 831-7012

SYLVAN MARINE SOUTH

P.O. Box 1267
510 Calaway Church Road
LaGrange, Georgia 30241
(404) 882-1438
FAX (404) 882-9562

SYLVAN MARINE WEST

P.O. Box 219
1075 Wilco Road
Stayton, Oregon 97383-0129
(503) 769-2996
FAX (503) 769-5835

Optional equipment is shown in some photographs used in this brochure. Please confirm standards and options with your dealer.

All warranty information is available from your Sylvan dealer or directly from Sylvan Marine. Please write for more information.

If you don't find the boat to fit your needs in this brochure, ask your dealer about the other fine boats from Sylvan Marine.

Note: In our continuing efforts to build the best quality boats at affordable prices, it may become necessary during the course of the year to change specifications or materials used in construction. We reserve the right to make changes without prior notification.