



**1982 Pontoons
& Space Ships**

SUPREME SERIES SYLVAN SPECIAL EDITIONS



For the family who likes to be a step ahead of the rest, Sylvan has designed the ultimate leisure craft. The Special Edition is mounted on 24' pontoons and comes equipped with amenities considered optional on most others. The distinctive S on the side is the mark of Sylvan quality. Choose the color you like best and you're ready to cruise.

Specifications: Special Edition

Length of pontoons 24' • Diameter of pontoons 19" • Length of deck 20' • Beam 8' • Length of enclosed area 17' • Number of support channels 11 • Net weight 1155 lbs. • Maximum horsepower recommended 70.

Color Availability:

Buckskin Brown, Medium Blue, Rust, Bronze.

Standard Equipment:

Bar and stools • Ice box • 9 piece lounge-a-round furniture • Right hand steering • Deluxe console • Helm seat • Marine carpeting • Bow rails • Glove box • Running lights • Deluxe striping • Gas tank and battery tray.

Optional Equipment:

22' tubes and 85 H.P. rating • Mooring cover • Camper enclosure • Boarding ladder • Adjustable transom (right hand steering standard unless otherwise requested) • Furniture covers • Aluminum hard top.

Optional equipment shown in some photos.



Special Edition




Deluxe console

...SPECIAL EDITIONS



Lockable glove box



Ice box

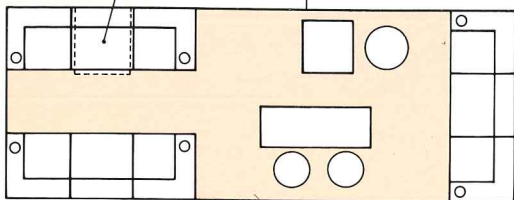


In-seat storage



Redwood stow-a-table

Choice of redwood stow-a-table or center seating



Front

Rear



Bar & stools



SUPREME SERIES SYLVAN 28



28' Supreme 1/O

Pure performance and sleek elegance aren't the only things the Sylvan 28 gives you. Before you cast off for summer fun, you'll have to choose from three models: Sylvan 28, 28 Hardtop and the 28 1/O Deluxe. If you want room for the whole family, choose the 28. The 28 Hardtop doubles your fun with a top deck for sunning and the 28 1/O includes furniture and plenty of power for water sports. Pick the Supreme Series Sylvan 28 that best suits your lifestyle.

Specifications: Supreme Series Sylvan 28', 28' HT and 28' 1/O Deluxe

Length of pontoons 28' • Diameter of pontoons 28' and 28' HT-19", 28' 1/O Deluxe-22" • Length of deck 24' • Beam 8' • Length of enclosed area 24' • Number of support channels 13 • Maximum recommended horsepower 28' and 28' HT 70.

Color Availability:

Buckskin Brown, Medium Blue, Burgundy, Rust, Green, Yellow, Bronze.

Standard Equipment:

Console • Deluxe helm seat • Mechanical steering • Running lights • (28' 1/O Deluxe has furniture, deluxe console and ice box).

Optional Equipment:

Optional 22" tubes and 85 H.P. rating • 9 piece lounge-a-round furniture (furniture standard on 28' 1/O Deluxe) • Adjustable transom (Max. H.P. 35) Camper enclosure • Mooring cover • Bar with stools and ice box • Boarding ladder • Furniture covers • Aluminum cover top.

Optional equipment shown in some photos.



SUPREME SERIES SYLVAN 24



When you want the finest at an affordable price, try the Sylvan 24. This sturdy pontoon provides smooth riding and two models to choose from. Whether you decide on the double deck or a snappy striped top, Sylvan quality promises long lasting beauty, cruise after cruise after cruise.

Specifications:
Supreme Series Sylvan 24', 24' HT and 24' I/O Deluxe
 Length of pontoons 24' • Diameter of pontoons 19" • Hard top 22" • Length of deck 20' • Beam 8' • Length of enclosed area 16' • Net weight 1155 lbs., Hardtop net weight 1510 lbs. • Maximum horsepower recommended 70.

Color Availability:
 Buckskin Brown, Medium Blue, Burgundy, Rust, Green, Yellow, Bronze.

Standard Equipment:
 Console • Deluxe helm seat • Mechanical steering • Running lights.


Optional Equipment:
 9 piece lounge-a-round furniture and table for 24', 6 piece for 24' Hardtop • 22" tubes and 85 H.P. rating • Mooring cover • Camper enclosure • Adjustable transom (right hand steering standard unless otherwise requested) • Bar and stools and ice box (only with right hand steering) • Furniture covers • Aluminum cover top.

Standard Equipment:
Supreme 24' I/O
 Bilge and blower • 6 piece lounge-a-round furniture • Full instrumentation • Ice box • 22" tubes.

Optional equipment shown in some photos.



24' Supreme



24' Supreme I/O



24' Supreme H.T.



SUPREME SERIES SYLVAN 20



Offering you a versatile, fuel-efficient pontoon is our goal at Sylvan. And, with the Sylvan 20 we have fulfilled that goal. This model is large enough for the family, but easy on fuel. Add the optional equipment you want and the Sylvan 20 becomes the perfect craft that's distinctly you.

Specifications: Supreme 20'

Length of pontoons 20' • Diameter of pontoons 19" • Length of deck 16' • Beam 8' • Length of enclosed area 12' • Number of support channels 9 • Net weight 1015 lbs. • Maximum horsepower recommended 50.

Color Availability:

Buckskin Brown, Medium Blue, Burgundy, Rust, Green, Yellow, Bronze.

Standard Equipment:

Console • Deluxe helm seat • Mechanical steering • Running lights.

Optional Equipment:

7 piece lounge-a-round furniture • Mooring cover • Camper enclosure • Boarding ladder • Adjustable transom (right hand steering unless otherwise requested) • Furniture covers • Aluminum cover top.

Optional equipment shown in some photos.



20' Supreme



ADVANTAGE SERIES 24 & 24 DELUXE



24' Advantage

24' Advantage Dlx.

The pleasures of pontoon boating can be yours with the Sylvan Advantage Series 24 and 24 Deluxe. Sylvan offers hours of relaxation and long lasting beauty at a reasonable price. Choose from the optional equipment available and make the Advantage 24's your pontoons of the 80's.

Specifications:

Advantage 24' & 24' Deluxe

Length of pontoons 24' • Diameter of pontoons 19" • Length of deck 20' • Beam 8' • Length of enclosed area 16' • Number of support channels 11 • Maximum horsepower recommended 70.

Color Availability:

Yellow, Rust, Avocado, Bronze.

Standard Equipment:

Advantage 24'

Helm seat • Mechanical steering • Turrey top.

Standard Equipment:

Advantage 24' Deluxe

Deluxe top • Running lights • Either bar and stools or dinette set • Helm seat • Right hand steering.

Optional Equipment for either model:

Adjustable transom (Max. H.P. 35) • Lounge-a-round furniture • Mooring cover • Boarding ladder • Furniture covers • Bow rails • Red, Brown, Blue with high fencing.


Optional Equipment for Advantage 24' only:

Deluxe top • Bar and stools.

Optional equipment shown in some photos.



24' Advantage



24' Advantage Dlx.



ADVANTAGE SERIES 20 & 24 FISHING PONTOON



24' Fishing Advantage

Do not ride outside of gate when boat is moving.

How do you satisfy an entire family's boating needs? Sylvan has created the 20' and 24' Advantage Fishing Pontoons that are great for fishing and terrific for cruising around. Two relocatable fishing seats, a live well and pump, a dinette table and a three piece furniture set are just some of the standard equipment on this model. Whether it's fishing you enjoy or lazy days on the water, you can have it all with the Advantage Series 20' and 24' Fishing Pontoons.

Specifications: 24' Fishing Pontoon

Length of pontoons 24' • Diameter of pontoons 19" • Length of deck 20' • Beam 8' • Front deck area 4' x 8' • Length of enclosed area 12' • Number of support channels 9 • Maximum horsepower recommended 50.

Specifications: 20' Fishing Pontoon

Length of pontoons 20' • Diameter of pontoons 19" • Length of deck 16' • Beam 8' • Front deck area 4' x 8' • Length of enclosed area 12' • Number of support channels 9 • Maximum horsepower recommended 50.

Color Availability:

Green, Rust.

Standard Equipment:

2 relocatable fishing seats • 4 fishing seat positions • Live well with pump • Surrey top • Bow rails • Right hand steering only • Rod holders • Flip-back seat • Dinette table • 3-piece rear furniture package • Captain's chair • Steering console.

Optional Equipment:

Deluxe top • Running lights • Mooring cover • Furniture covers • Ladder • 4 corner furniture • Adjustable transom • Red, Brown, Blue with high fencing.

Shown with optional furniture.



24' Fishing Advantage



ADVANTAGE SERIES SYLVAN 16 & 20



Do not ride outside of gate when boat is moving.

20' Advantage

If you're a newcomer to the joys of pontooning, Sylvan offers you a great way to get started without maximum investment. The Advantage 16 and 20 are basic pontoons with the same quality and dependability you'd expect. Then, when you're ready for a more elaborate model, Sylvan has a surprise for you; our trade-in value is excellent.

Specifications: Advantage 16' and 20'

Length of pontoons Sylvan 16'-16'; Sylvan 20'-20' • Diameter of pontoons 19" • Length of deck Sylvan 16'-12'; Sylvan 20'-16' • Length of enclosed area Sylvan 16'-10'; Sylvan 20'-12' • Number of support channels Sylvan 16'-7'; Sylvan 20'-9' • Maximum recommended horsepower Sylvan 16'-20', Sylvan 20'-50'.

Color Availability:

Rust, Yellow, Avocado, Bronze.

Standard Equipment:

Marine carpet • Surrey top • Upholstered steering stand.

Optional Equipment:

Déluxe top for Advantage 20' • Adjustable transom • Deck rails on 20' only • Running lights • Lounge-around furniture • Furniture covers • Red, Brown, Blue with high fencing.

Optional equipment shown in some photos.



20' Advantage



16' Advantage



16' Advantage



SYLVAN RAFT, PADDLE BOAT & PADDLE DECK



Raft

Sylvan knows that being versatile is a good trait. And, with the Sylvan that's what you get. Whether you want to watch the world drift by while you're in seclusion or be in the middle of the action, the Sylvan raft can accommodate your needs. With 19" diameter pontoons (same as boats) and standard carpeting, Sylvan lets you choose your type of entertainment.

Specifications:
Sylvan Raft

Length of pontoons 10' • Diameter of pontoons 19" • Deck size 8' x 10' • Anchor ring 3" • Net weight 350 lbs. • Capacity 1000 lbs.

Color Availability:
Rust, Yellow, Avocado, Red, Brown, Blue.

Optional Equipment:
Swim rails • Ladder.

Sylvan has found the perfect way to combine exercise and fun. The Sylvan Paddle Boat lets you and a friend skim the waves and trim your legs at the same time! Who thought exercise could be so much fun?

Specifications:
Sylvan Paddle Boat

Length 86" • Beam 61" • Approx. weight 150 lbs.

Color Availability:
Blue, Brown, Rust, Gold.

The Sylvan Paddle Deck is a great way to share summer fun with the whole family. Built to hold five, this paddle deck lets two people exercise while three relax in the summer sun. Get ready to have some fun in this fiberglass beauty.

Specifications:
Sylvan Paddle Deck

Length 11' • Beam 78" • Approx. weight 210 lbs.

Color Availability:
Rust, Brown, Blue.



Paddle Boat



Paddle Deck



SYLVAN QUALITY STANDARDS

1. Nose cones on all Sylvan boats have upswept design and are capped with a solid aluminum extrusion for added strength. Spray onto the deck is eliminated by deflectors on both nose cones.

2. Heavy gauge aluminum pontoons are etched for lasting beauty. Bulkhead at every weld seam. 3/4" aluminum keel bar runs full length of each pontoon. Heavy cross support channels every two feet.

3. Deck and canopy running lights are prewired. Top lights have quick disconnect plugs mounted on canopy posts. (Supreme line only.)

4. Entire deck edge is trimmed in aluminum extrusion for protection and beauty.

5. Swim deck railing provides extra safety factor and allows entry or exit from higher side. Made of anodized aluminum. (Supreme line only.)

6. Deck railings of 1 1/4" square aluminum are raised 1/2" off deck for drainage. Fully anodized; no oxide rub-off. Advantage 1" etched acid.

7. All Sylvan Supremes have four gates (except 28 1/0 and 16 Advantage) that open in for safety. Each gate has a vinyl coated latch and welded hinges for extra strength.

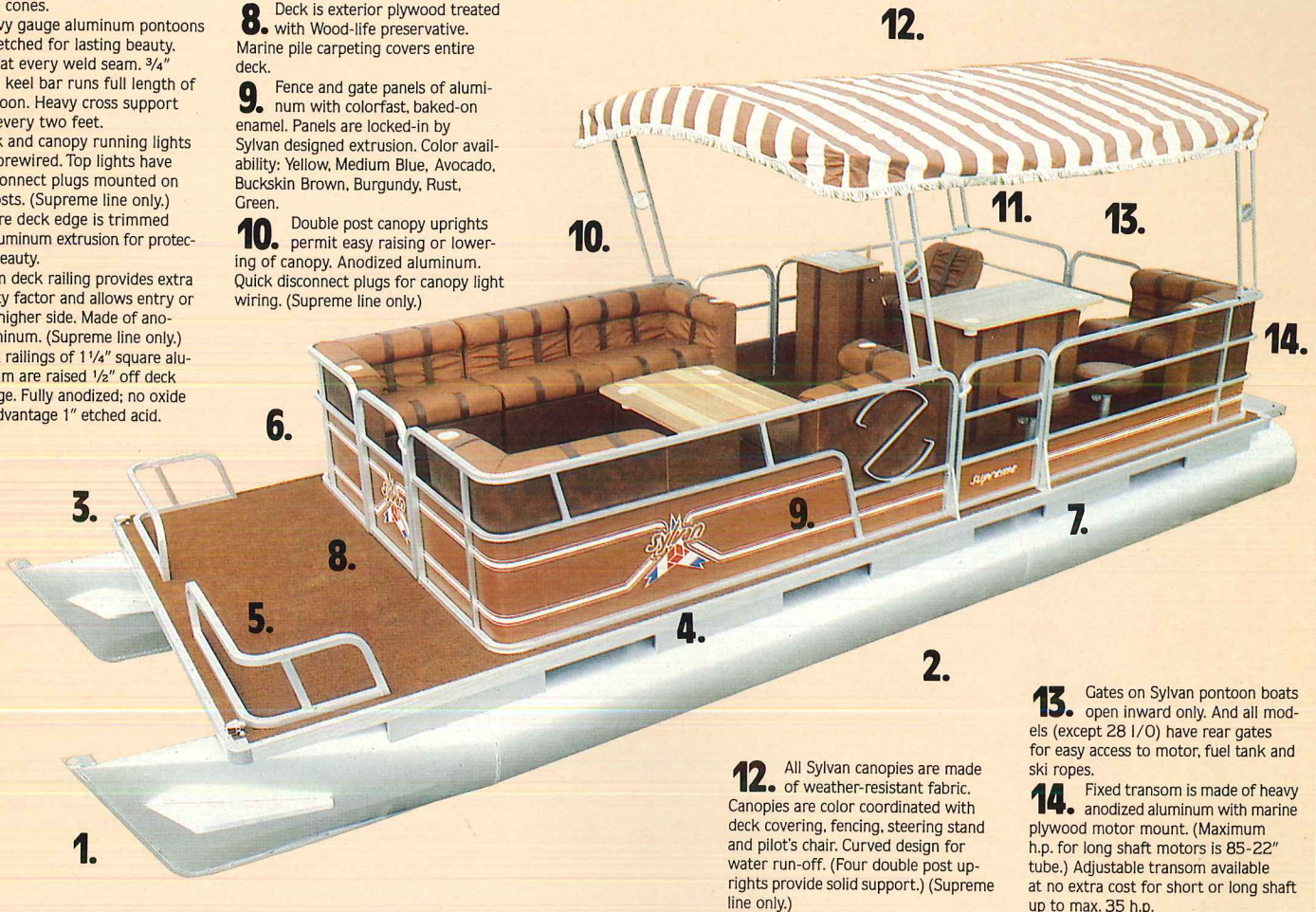
8. Deck is exterior plywood treated with Wood-life preservative. Marine pile carpeting covers entire deck.

9. Fence and gate panels of aluminum with colorfast, baked-on enamel. Panels are locked-in by Sylvan designed extrusion. Color availability: Yellow, Medium Blue, Avocado, Buckskin Brown, Burgundy, Rust, Green.

10. Double post canopy uprights permit easy raising or lowering of canopy. Anodized aluminum. Quick disconnect plugs for canopy light wiring. (Supreme line only.)

11. Upholstered, water resistant pilot's chair. Steering stand upholstered to match pilot's chair. Teak and chrome wheel. Built-in lockable compartment. (Supreme line only.)

At no extra cost boat can be ordered with steering on left center or right center, or right side.



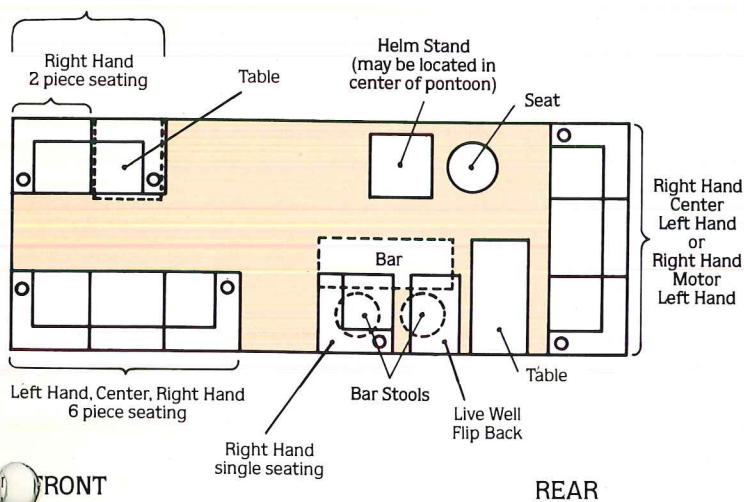
12. All Sylvan canopies are made of weather-resistant fabric. Canopies are color coordinated with deck covering, fencing, steering stand and pilot's chair. Curved design for water run-off. (Four double post uprights provide solid support.) (Supreme line only.)

13. Gates on Sylvan pontoon boats open inward only. And all models (except 28 1/0) have rear gates for easy access to motor, fuel tank and ski ropes.

14. Fixed transom is made of heavy anodized aluminum with marine plywood motor mount. (Maximum h.p. for long shaft motors is 85-22" tube.) Adjustable transom available at no extra cost for short or long shaft up to max. 35 h.p.

Seat Cover Ordering Information

Right Hand, Left Hand
4 piece seating



Advantage 20'

Front 2 piece seating; Left hand #17S - Right hand #18S.
Rear seating; Covers all 3 seats #1A.
For Left hand covers that remove #2.
For Center covers that remove #3.
For Right hand covers that remove #1.

Supreme 20'

Front 2 piece seating; Left hand #17S - Right hand #18S.
Rear seating; Covers all 3 seats #16S.
Helm stand #13S. Barrel seat #7S.

Supreme 24' HT and 28' HT

Front 4 piece seating; Left hand, Right hand #10S - Right hand, Left hand #11S.
Rear seating; Covers all 3 seats #1A.
Helm stand #6S. Barrel seat #7S.

Supreme 24' 1/0

Front 6 piece seating; Left hand, Center, Right hand #2S. - Right hand, Center, Left hand #3.
Rear seating; Covers seats and motor #12S.
Helm stand #13S. Barrel seat #7S.

Supreme 28' 1/0

Front 6 piece seating; Left hand, Center, Right hand #14S - Right hand, Center, Left hand #15S.
Rear seating; Covers seats and motor #12S.
Helm stand #13S. Barrel seat #7S.

Advantage Dlx. 24' or Fishing Pontoon


Front 6 piece seating; Left hand, Center, Right hand #5A (#10A with Buggy top) - Right hand, Center, Left hand #6A or Right hand, Table. Left hand #8A (#11A with Buggy top).

Rear seating; Covers all 3 seats #1A (Single Rear Seating, Left Hand #12A).
Single seating, Right hand #4A or livewell #3A.
Table #2A. Bar and stools #5S.
Helm stand #6S. Advantage seat #7A.

Special Edition 24' or Supreme 24'

Front 6 piece seating; Left hand, Center, Right hand #2S - Right hand, Center, Left hand #3S or Right hand, Expandable table, Left hand #4S.
Rear seating; Covers all 3 seats #1S.
Bar and stools #5S.
Helm stand #6S. Barrel chair #7S.

ACCESSORIES



1. Bar with ice box and stools.


2. Seat covers.

3. Sylvan boarding ladder.
4. Luxurious lounge-a-round furniture set (includes choice of red-wood stow-a-table or center seating) shown with optional bar and stools.

5. Camper curtains that fully enclose fenced deck area. Vinyl windows, screens, privacy curtains. (Supreme only.)

6. Adjustable transom. (35 Max. H.P.)

7. Mooring cover.



SPACE SHIPS



For boating the way you want – Sylvan Space Ships have a superior design that makes them perfect for racing, skiing, or just cruising around. And Sylvan didn't forget comfort. Sylvan Space Ships are available from 15' to 19'. Amenities from which to choose include an AM-FM radio with 8-track cassette stereo, a full camper enclosure and much more. Look over the optional equipment available and let us tailor one of these stylish boats for you.

I/O Motor Weights:

Merc.: 120 - 570 lbs., 140 - 596 lbs.,
470 - 677 lbs., 485 - 700 lbs.,
165 - 715 lbs., 898 - 880 lbs.,
228 - 889 lbs., 260 - 901 lbs.
OMC: 120 - 766 lbs., 140 - 785 lbs.,
200 - 1051 lbs., 235 - 1053 lbs.,
260 - 1063 lbs.

Standard Equipment, Deluxe Space Ships:

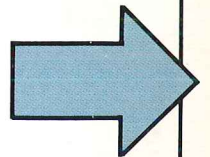
18 gal. tank (12 gal. on 15' only) •
Marine carpet • Level flotation on O.B.'s
• Full foam flotation on I/O's • Stainless
steel bow and stern eyes • Positive
steering • Wind deflector standard on
15', 17' and 19' • Full teak railing,
teak step pads and teak swim platform
• Pillowed interior • Bilge pump • Full
instrumentation and blower on I/O's •
Deluxe helm seat • (On 17' and 19' only
– Ice box • Built-in removable table
• Sun cushions • Console storage.)

Optional Equipment, Deluxe Space Ships:

AM-FM radio with 8-track or cassette
tape and 4 speakers I/O only • Bimini
top • Camper enclosure • Mooring
cover • O.B. instrumentation.

Color Availability:

Medium Blue, Buckskin Brown, Bronze,
Palm Rust.



SPACE SHIPS





17' Dix. O.B.



15' Dix. O.B.




17' Dix. O.B.



15' Dix. O.B.



17' Dix. I/O



19' Dix. I/O

Specifications: Space Ships

	Center Length	Beam	Transom Width	Max. H.P.	Interior Side Depth	Dry Wt.
SS15' O.B.	15'4"	94"	85"	100	22"	1020
SS15' Dix. O.B.	15'4"	94"	85"	100	24"	1075
SS17' Dix. O.B.	16'10"	94"	85"	150	29"	1300
SS17' Dix. I/O	16'10"	94"	85"	200	29"	1420
SS19' Dix. O.B.	18'7"	94"	85"	180	29"	1695
SS19' Dix. I/O	18'7"	94"	85"	200	29"	1733

We've got you covered. From fiberglass
Space Ships to paddle boats, from
aluminum pontoons to canoes with
special mention of runabouts and fish-
ing boats, we have 1982 models to suit
everyone.

All Sylvan boats are the result of
continuous research and craftsmanship
and comply with U.S. Coast Guard
regulations.

If you need help to decide on just the
right boat for you, your Sylvan dealer
will be happy to help. Give him your
ideas and let him put together the
perfect boat just for you.



Sylvan

Sylvan Marine
P.O. Box 25
New Paris, IN 46553
(219) 831-2950

Specifications and prices are subject to change without notice.
Warranty information is available upon request.