


Relax...it's a
SYLVAN



**1988 PONTOONS
& SPACE SHIPS**

24'

SPECIAL EDITION

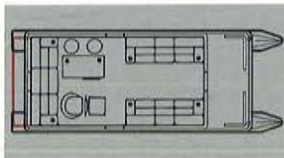
There's something special about the entire line up of Sylvan pontoon boats for 1988 and the best one of all is this 24' Special Edition.

Fully loaded from stem to stern with our own specially designed 9-piece furniture package, bar with two stools and even a deluxe helm seat...all standard!

Something special for you from Sylvan. The 24' Special Edition!

24' SPECIAL EDITION

Standard Equipment: 9-piece furniture set • Bar w/stools & ice box • Deluxe console • Deluxe helm seat • High pile marine carpeting • Bow rails • Anodized 1/4" railing • Accent striping • Running lights • Glove box • Gas tank and battery tray • Right-hand steering • Treated floor • Etched pontoon tubes.



Options: Sun deck • Furniture covers • Mooring cover • Aluminum cover top • Aluminum floor • Boarding ladder • Salt water package • 22" tubes & 115 H.P. rating • Adjustable transom – max. 35 H.P. (no extra cost).



24' Special Edition

Model	Pontoons		Deck		Support Channels	Net Weight (Lbs.)	Maximum H.P.
	Length	Diameter*	Length	Width			
24' SPECIAL EDITION	24'	19"	21'4"	8'	15	1155	90

Colors: Pearl/Blue • Pearl/Red • Copper • Brown

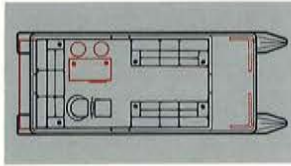
*Pontoons are non-planing boats. For best speed and performance results, we recommend 22" diameter pontoons for 70 H.P. and above.

24' 20'

LIMITED EDITION

24' LIMITED EDITION

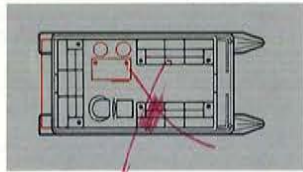
Standard Equipment: Deluxe 9-piece furniture set • Deluxe console • Deluxe helm seat • High pile marine carpeting • Bow rails • Anodized 1/4" railing • Accent striping • Running lights • Glove box • Gas tank and battery tray • Treated floor • Etched pontoon tubes • 4 gates.



Options: Bar w/stools • Sun deck • Furniture covers • Mooring cover • Aluminum cover top • Boarding ladder • Aluminum floor • Salt water package • 22" tubes & 115 H.P. rating • Adjustable transom – max. 35 H.P. (no extra cost). Options in Red.

20' LIMITED EDITION

Standard Equipment: Deluxe console • Deluxe helm seat • High pile marine carpeting • Treated floor • Bow rails • Anodized 1/4" railing • Etched pontoon tubes • 4 gates • Running lights • Glove box • Gas tank and battery tray • Right-hand steering • Mechanical steering.



Options: Bar w/stools & ice box • Furniture covers • Mooring cover • Aluminum cover top • Boarding ladder • Aluminum floor • Salt water package • 22" tubes & 90 H.P. rating • Adjustable transom – max. 35 H.P. (no extra cost). Options in Red.



20' Limited Edition

8 pas-seat only!!



24' Limited Edition

Model	Pontoons		Deck		Support Channels	Net Weight (Lbs.)	Maximum H.P.
	Length	Diameter*	Length	Width			
24' LIMITED EDITION	24'	19"	21'4"	8'	15	1155	70
20' LIMITED EDITION	20'	19"	17'4"	8'	13	1015	50

Colors: Red • Blue • Brown

*Pontoons are non-planing boats. For best speed and performance results, we recommend 22" diameter pontoons for 70 H.P. and above.

28' 24'

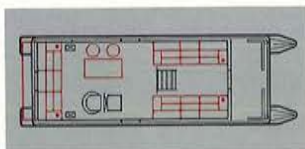
SUPREME

The granddaddy of all Sylvan pontoons is the 28' Supreme Hardtop.

Built to withstand the rigors of even the worst weather and designed to provide a whole lot of people a whole lot of fun. The Sylvan Supremes live up to their name.

28' SUPREME HARD TOP

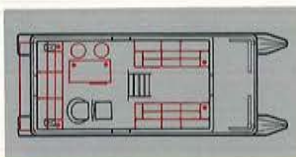
Standard Equipment: Deluxe console • Deluxe helm seat • High pile marine carpeting • Treated floor • Bow rails • Anodized 1/4" railing • Etched pontoon tubes • 4 gates • Running lights • Glove box • Gas tank and battery tray • Right-hand steering • Mechanical steering • Etched pontoon tubes.



Options: Sun deck • 8-piece furniture set • Bar w/stools & ice box • Furniture covers • Boarding ladder • Aluminum floor • Salt water package • 22" tubes & 90 H.P. rating • Adjustable transom – max. 35 H.P. (no extra cost). Options in Red.

24' SUPREME HARD TOP

Standard Equipment: Deluxe console • Deluxe helm seat • High pile marine carpeting • Treated floor • Bow rails • Anodized 1/4" railing • Etched pontoon tubes • 4 gates • Running lights • Glove box • Gas



28' Supreme Hardtop

tank and battery tray • Right-hand steering • Mechanical steering • 22" tubes & 90 H.P. rating.

Options: Sun deck • 7-piece furniture set • Bar w/stools & ice box • Furniture covers • Boarding ladder • Aluminum floor • Salt water package • Adjustable transom – max. 35 H.P. (no extra cost). Options in Red.



24' Supreme Hardtop

Model	Pontoons		Deck		Support Channels	Net Weight (Lbs.)	Maximum H.P.
	Length	Diameter*	Length	Width			
28' SUPREME HARDTOP	28'	19"	25'4"	8'	17	1700	70
24' SUPREME HARDTOP	24'	22"	21'4"	8'	15	1500	115

Colors: Pearl/Blue • Pearl/Red • Copper • Brown

*Pontoons are non-planing boats. For best speed and performance results, we recommend 22" diameter pontoons for 70 H.P. and above.

28'

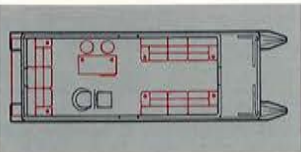
SUPREME

Sylvan Supremes are the top-of-the-line in Sylvan quality and affordability. All the standard features you need, all the options you could ever imagine.

28' SUPREME

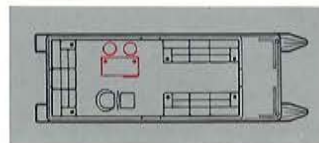
Standard Equipment: Deluxe console • Deluxe helm seat • High pile marine carpeting • Treated floor • Bow rails • Anodized 1/4" railing • Etched pontoon tubes • 4 gates • Running lights • Glove box • Gas tank and battery tray • Right-hand steering • Mechanical steering.

Options: Sun deck • 9-piece furniture set • Bar w/stools & ice box • Furniture covers • Mooring cover • Aluminum cover top • Boarding ladder • Aluminum floor • Salt water package • 22" tubes & 115 H.P. rating • Adjustable transom – max. 35 H.P. (no extra cost). Options in Red.




28' SUPREME DELUXE I/O

Standard Equipment: 8-piece furniture set • Ice box • Deluxe console • Deluxe helm seat • High pile marine carpeting • Bow rails • Anodized 1/4" railing • Running lights • Mechanical steering • Treated floor • Etched pontoon tubes • 3 gates • Bilge pump & blower.



Options: Bar w/stools & ice box • Furniture covers • Mooring cover • Aluminum cover top • Aluminum floor • Boarding ladder • Salt water package • 22" tubes & 115 H.P. rating. Options in Red

22" tubes steel



28' Supreme

Model	Pontoons		Deck		Support Channels	Net Weight (Lbs.)	Maximum H.P.
	Length	Diameter*	Length	Width			
28' SUPREME DELUXE I/O	28'	22"	25'4"	8'	17	1300	140
28' SUPREME	28'	19"	25'4"	8'	17	1300	70

Colors: Pearl/Blue • Pearl/Red • Copper • Brown

*Pontoons are non-planing boats. For best speed and performance results, we recommend 22" diameter pontoons for 70 H.P. and above.

24' 20'

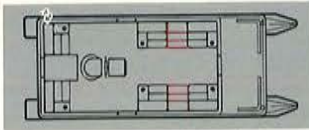
SUPREME

24' SUPREME DELUXE I/O

22" std

Standard Equipment: 6-piece furniture set • Ice box • Deluxe console • Deluxe helm seat • High pile marine carpeting • Anodized 1/4" railing • Running lights • Bilge pump & blower • Full instrumentation • Center steering only • Mechanical steering • Treated floor • Etched pontoon tubes • 3 gates.

Options: 2-piece furniture set • Furniture covers • Mooring cover • Aluminum cover top • Aluminum floor • Salt water package • 22" tubes & 115 H.P. rating. Options in Red.

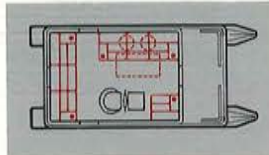
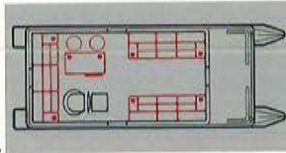


20' Supreme

24' SUPREME

Standard Equipment: Deluxe console • Deluxe helm seat • High pile marine carpeting • Treated floor • Bow rails • Anodized 1/4" railing • Etched pontoon tubes • 4 gates • Running lights • Glove box • Gas tank and battery tray • Right-hand steering • Mechanical steering.


Options: 9-piece furniture set • Bar w/stools & ice box • Furniture covers • Mooring cover • Aluminum cover top • Camper enclosure • Aluminum floor • Salt water package • 22" tubes & 115 H.P. rating • Adjustable transom – max. 35 H.P. (no extra cost). Options in Red



Options: 7-piece furniture set • Bar w/stools & ice box • Furniture covers • Mooring cover • Aluminum cover top • Camper enclosure • Boarding ladder • Aluminum floor • Salt water package • 22" tubes & 90 H.P. rating • Adjustable transom – max. 35 H.P. (no extra cost). Options in Red

20' SUPREME

Standard Equipment: Deluxe console • Deluxe helm seat • High pile marine carpeting • Treated floor • Bow rails • Anodized 1/4" railing • Etched pontoon tubes • 4 gates • Running lights • Glove box • Gas tank and battery tray • Right-hand steering • Mechanical steering.



24' Supreme

Model	Pontoons		Deck		Support Channels	Net Weight (Lbs.)	Maximum H.P.
	Length	Diameter*	Length	Width			
24' SUPREME DELUXE I/O	24'	22"	21'4"	8'	15	1155	130
24' SUPREME	24'	19"	21'4"	8'	15	1155	90
20' SUPREME	20'	19"	17'4"	8'	13	1015	50

Colors: Pearl/Blue • Pearl/Red • Copper • Brown

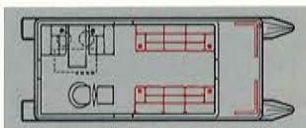
*Pontoons are non-planing boats. For best speed and performance results, we recommend 22" diameter pontoons for 70 H.P. and above.

24'

ADVANTAGE SERIES

24' ADVANTAGE DELUXE

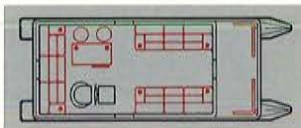
Standard Equipment: Bar w/stools or dinette set • Deluxe top • Helm seat • Grass carpeting • High fence w/stripping • 1/4" etched railing • Etched pontoon tubes • 4 gates • Gas tank and battery tray • Right-hand steering • Running lights • Steering console • Mechanical steering.



Options: 6-piece furniture set • Furniture covers • Mooring cover • Boarding ladder • Aluminum floor • Salt water package • 22" tubes & 115 H.P. rating • Adjustable transom – max. 35 H.P. (no extra cost) • Bow rails • Aluminum cover top. Options in Red.

24' ADVANTAGE

Standard Equipment: Surrey top • Upholstered steering stand and seat • Grass carpeting • High fence w/stripping • 1/4" etched railing • Etched pontoon tubes • 4 gates • Gas tank and battery tray • Mechanical steering • Right-hand steering • Treated floor.



Options: 9-piece furniture set • Bar w/stools & ice box • Furniture covers • Mooring cover • Boarding ladder • Aluminum floor • Salt water package • 22" tubes & 115 H.P. rating • Adjustable transom – max. 35 H.P. (no extra cost) • Bow rails • Running lights • Deluxe top • Aluminum cover top. Options in Red.



24' Advantage



24' Advantage Deluxe

Model	Pontoons		Deck		Support Channels	Net Weight (Lbs.)	Maximum H.P.
	Length	Diameter*	Length	Width			
24' ADVANTAGE DELUXE	24'	19"	21'4"	8'	15	1200	70
24' ADVANTAGE	24'	19"	21'4"	8'	15	1200	70

Colors: Pearl/Blue • Pearl/Red • Copper • Brown

*Pontoons are non-planing boats. For best speed and performance results, we recommend 22" diameter pontoons for 70 H.P. and above.

24'

20'

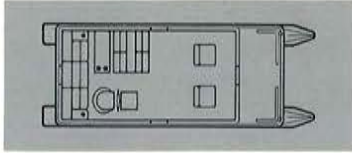
MASTER FISHERMAN

Finally, a fishing pontoon designed by fishermen for fishermen. Just sit back, put your feet up and relax. It's a Sylvan!

24' MASTER FISHERMAN

Standard Equipment: Dinette table • 3-piece rear furniture package • Captain's chair • Flip-back seat • Steering console • 2 relocatable fishing seats • 4 fishing seat positions • Surrey top • Grass carpeting • Bow rails • High fence w/stripping • 1/4" etched railing • Etched pontoon tubes • 4 gates • Running lights • Gas tank and battery tray • Right-hand steering • Live well w/pump • Rod holders.

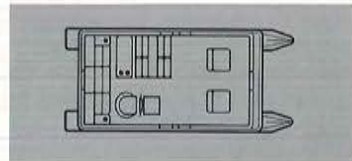
Options: 6-piece furniture set • Furniture covers • Mooring cover • Boarding ladder • Aluminum floor • Salt water package • 22" tubes & 115 H.P. rating • Adjustable transom – max. 35 H.P. (no extra cost) • Deluxe top • Aluminum cover top. Options in Red.



20' Master Fisherman

20' MASTER FISHERMAN

Standard Equipment: Dinette table • 3-piece rear furniture package • Captain's chair • Flip-back seat • Steering console • 2 relocatable fishing seats • 4 fishing seat positions • Surrey top • Grass



carpeting • Bow rails • High fence w/stripping • 1/4" etched railing • Etched pontoon tubes • 4 gates • Running lights • Gas tank and battery tray • Right-hand steering • Live well w/pump • Rod holders • Treated floor.

Options: 2-piece furniture set • Furniture covers • Mooring cover • Boarding ladder • Aluminum floor • Salt water package • 22" tubes & 70 H.P. rating • Adjustable transom – max. 35 H.P. (no extra cost) • Deluxe top • Aluminum cover top. Options in Red.



24' Master Fisherman

Model	Pontoons		Deck		Support Channels	Net Weight (Lbs.)	Maximum H.P.
	Length	Diameter*	Length	Width			
24' MASTER FISHERMAN	24'	19"	21'4"	8'	15	1155	70
20' MASTER FISHERMAN	20'	19"	17'4"	8'	13	1015	50

Colors: Pearl/Blue • Pearl/Red • Copper • Brown

*Pontoons are non-planing boats. For best speed and performance results, we recommend 22" diameter pontoons for 70 H.P. and above.

FISHING ADVANTAGE

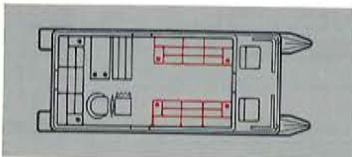
24'

20'

This year's Fishing Advantage features more deck space. More room to fish. And, of course, more room to hold all the fish you catch.

24' FISHING ADVANTAGE

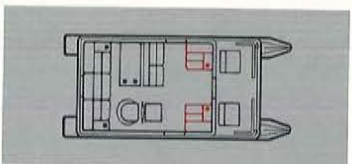
Standard Equipment: Dinette table • 3-piece rear furniture package • Captain's chair • Flip-back seat • Steering console • 2 relocatable fishing seats • 4 fishing seat positions • Surrey top • Grass carpeting • Bow rails • High fence w/stripping • 1/4" etched railing • Etched pontoon tubes • 4 gates • Running lights • Gas tank and battery tray • Right-hand steering • Live well w/pump • Rod holders.



Options: 6-piece furniture set • Furniture covers • Mooring cover • Boarding ladder • Aluminum floor • Salt water package • 22" tubes & 115 H.P. rating • Adjustable transom – max. 35 H.P. (no extra cost) • Deluxe top • Aluminum cover top. Options in Red.

20' FISHING ADVANTAGE

Standard Equipment: Dinette table • 3-piece rear furniture package • Captain's chair • Flip-back seat • Steering console • 2 relocatable fishing seats • 4 fishing seat positions • Surrey top • Grass



20' Fishing Advantage

carpeting • Bow rails • High fence w/stripping • 1/4" etched railing • Etched pontoon tubes • 4 gates • Running lights • Gas tank and battery tray • Right-hand steering • Live well w/pump • Rod holders • Treated floor.

Options: 2-piece furniture set • Furniture covers • Mooring cover • Boarding ladder • Aluminum floor • Salt water package • 22" tubes & 90 H.P. rating • Adjustable transom – max. 35 H.P. (no extra cost) • Deluxe top • Aluminum cover top. Options in Red.



24' Fishing Advantage

Model	Pontoons		Deck		Support Channels	Net Weight (Lbs.)	Maximum H.P.
	Length	Diameter*	Length	Width			
24' FISHING ADVANTAGE	24'	19"	21'4"	8'	15	1400	70
20' FISHING ADVANTAGE	20'	19"	17'4"	8'	13	1195	50

Colors: Pearl/Blue • Pearl/Red • Copper • Brown

*Pontoons are non-planing boats. For best speed and performance results, we recommend 22" diameter pontoons for 70 H.P. and above.

20'

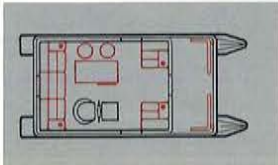
16'

ADVANTAGE

The quality of construction and the durability of the Sylvan pontoon boats are most evident in our warranty. Ask your dealer for the details. Then, relax... it's a Sylvan!

20' ADVANTAGE

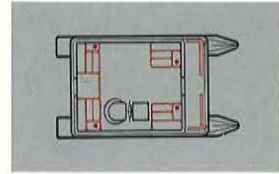
Standard Equipment: Surrey top • Upholstered steering stand and seat • Grass carpeting • High fence w/stripping • 1/4" etched railing • Etched pontoon tubes • 4 gates • Gas tank and battery tray • Right-hand steering • Treated floor.



Options: 5-piece furniture set • Bar w/stools & ice box • Furniture covers • Deck rails • Aluminum floor • Salt water package • 22" tubes & 70 H.P. rating • Adjustable transom – max. 35 H.P. (no extra cost) • Bow rails • Running lights • Deluxe top • Aluminum cover top. Options in Red.

16' ADVANTAGE

Standard Equipment: Surrey top • Upholstered steering stand and seat • Grass carpeting • High fence w/stripping • 1/4" etched railing • Etched pontoon tubes • 2 gates • Gas tank and battery tray • Right-hand steering • Treated floor.



Options: 5-piece furniture set • Furniture covers • Aluminum floor • Salt water package • Adjustable transom – max. 25 H.P. (no extra cost) • Running lights. Options in Red.



20' Advantage

Model	Pontoons		Deck		Support Channels	Net Weight (Lbs.)	Maximum H.P.
	Length	Diameter*	Length	Width			
20' ADVANTAGE	20'	19"	17'4"	8'	13	995	50
16' ADVANTAGE	16'	19"	13'4"	8'	11	850	25

Colors: Pearl/Blue • Pearl/Red • Copper • Brown

*Pontoons are non-planing boats. For best speed and performance results, we recommend 22" diameter pontoons for 70 H.P. and above.

14

REASONS TO BUY SYLVAN

Thickets
080
080
22" tubes
22" tubes

1. Nose cones on all Sylvan boats have upswept design and are capped with a solid aluminum extrusion for added strength. Spray onto the deck is eliminated by deflectors on both nose cones.
2. Heavy-gauge aluminum pontoons are etched for lasting beauty. Bulkhead at every weld seam. 3/4" aluminum keel bar runs full length of each pontoon. Heavy cross support channels every two feet.
3. Deck and canopy running lights are prewired. Top lights have quick disconnect plugs mounted on canopy posts. (Supreme line only.)
4. Entire deck edge is trimmed in aluminum extrusion for protection and beauty.
5. Swim deck railing provides extra safety factor and allows entry or exit from either side. Made of anodized aluminum. (Supreme line only.)
6. Deck railings of 1 1/4" square aluminum are fully anodized; no oxide rub-off. Advantages have 1 1/4" acid etched railings.
7. All Sylvan Supremes have four gates (except 28 I/O and 24 I/O) that open in for safety. Each gate has a vinyl-coated latch and welded hinges for extra strength.
8. Deck is exterior plywood treated with Wood-life preservative. Marine pile carpeting covers entire deck.
9. Fence and gate panels of aluminum with color-fast, baked-on enamel. Panels are locked-in by Sylvan-designed extrusion. Color availabilities: Pearl/Blue, Pearl/Red, Copper and Brown.
10. Double-post canopy uprights permit easy raising or lowering of canopy. Anodized aluminum.
11. Upholstered, water-resistant pilot's chair. Steering stand upholstered to match pilot's chair. Teak and chrome wheel. Built-in lockable compartment. (Supreme line only.)
12. All Sylvan canopies are made of weather-resistant fabric. Canopies are color-coordinated with deck covering, fencing, steering stand and pilot's chair. Curved design for water run-off. (Four double-post uprights provide solid support.)
13. Gates on Sylvan pontoon boats open inward only. And all models (except 28 I/O and 24 I/O) have rear gates for easy access to motor, fuel tank and ski ropes.
14. Fixed transom is made of heavy anodized aluminum with marine plywood motor mount. (Maximum h.p. for long shaft motors is 115 H.P.-22" tube.) Adjustable transom available at no extra cost for short or long shaft up to max. 35 h.p.



ACCESSORIES

Boarding Ladder • Mooring Cover • New Canopy for 1988 • Seat Covers • I/O Console • Aluminum Cover Top • Bar with Ice Box and Stools • Standard Console.

At no extra cost boat can be ordered with steering on left center or right center, or right side.



19'

SS 19' I/O & O.B.



SS 19' I/O


These sporty space ships are loaded for speed, power and fun. Standard features like the teak swim platform and removable table means you'll have fun even when you're not running at full throttle.

SS 19' I/O Standard Equipment: Wind deflector • Built-in removable table • Sun cushions • Full instrumentation and blower • Bilge pump • Marine carpet • Teak step pads • Ice box • Teak swim platform with swing-down step.


Options: Bimini top • Mooring cover • AM/FM radio/cassette tape & 4 speakers • Additional teak swim platform with swing-down step.

SS 19' O.B. Standard Equipment: Wind deflector • Built-in removable table • Sun cushions • Marine carpet • Teak step pads • Teak swim platform with swing-down step • Bilge pump.

Options: AM/FM cassette & 4 speakers • Bimini top • Mooring cover • O.B. instrumentation • Additional teak swim platform with swing-down step.



SS 19' O.B.



SS 19' I/O

Space Ships	Center Length	Beam	Transom Width	Max. H.P.	Interior Side Depth	Dry Wt.
SS 19' I/O	18' 7"	94"	85"	230	29"	1733 lbs.
SS 19' O.B.	18' 7"	94"	85"	180	29"	1700 lbs.

Colors: Pearl/Red • Pearl/Blue • Gray/Red • Gray/Blue • Brown • Copper

17'

SS 17' I/O & O.B.



SS 17' I/O


Enjoy a picnic on the water or put the sun cushions in place and just lay back and soak up the warmth of the sun. Enjoy this summer and many more to come in a versatile Sylvan Space Ship.

SS 17' I/O Standard Equipment: Wind deflector • Sun cushions • Built-in removable table • Full instrumentation and blower • Bilge pump • Marine carpet • Teak step pads • Ice box • Teak swim platform with swing-down step.


Options: Bimini top • Camper enclosure • Mooring cover • AM/FM radio with 8-track cassette tape & 4 speakers • Additional teak swim platform with swing-down step.

SS 17' O.B. Standard Equipment: Wind deflector • Built-in removable table • Sun cushions • Marine carpet • Teak step pads • Teak swim platform with swing-down step • Bilge pump.

Options: AM/FM cassette & 4 speakers • Bimini top • Camper enclosure • Mooring cover • O.B. instrumentation • Additional teak swim platform with swing-down step.



SS 17' O.B.



SS 17' I/O

Space Ships	Center Length	Beam	Transom Width	Max. H.P.	Interior Side Depth	Dry Wt.
SS 17' I/O	16' 10"	94"	85"	200	29"	1500 lbs.
SS 17' O.B.	16' 10"	94"	85"	150	29"	1400 lbs.

Colors: Pearl/Red • Pearl/Blue • Gray/Red • Gray/Blue • Brown • Copper

15'

SS 15' O.B.

The biggest little boat on the lake is the Sylvan 15' O.B. Efficient use of space and generous selection of standard features make this boat an affordable package of fun.

SS 15' O.B.

Standard Equipment: Wind deflector • Pillowed interior • Teak step pads • Marine carpet • Teak swim platform with swing-down step • Bilge pump.

Options: AM/FM cassette & 4 speakers • Bimini top • Mooring cover • O.B. instrumentation • Additional teak swim platform with swing-down step.

I/O Motor Weights (Approximate):

Merc: 120-570 lbs., 140-596 lbs., 470-677 lbs., V-6 185-850 lbs., 190-780 lbs., 200-900 lbs., 230-900 lbs., 260-901 lbs.


OMC: 120-596 lbs., 140-640 lbs., 175-850 lbs., V-6 205-850 lbs., 230 P/S-944 lbs., 260 P/S-939 lbs.



Full instrumentation



All new glove box for 1988



SS 15' O.B.



SS 15' O.B.

Space Ships	Center Length	Beam	Transom Width	Max. H.P.	Interior Side Depth	Dry Wt.
SS 15' O.B.	15'4"	94"	85"	100	24"	1075 lbs.

Colors: Pearl/Red • Pearl/Blue • Gray/Red • Gray/Blue • Brown • Copper

PADDLE DECK RAFT ACCESSORIES



SYLVAN PADDLE DECK

Specifications: Length 11' • Beam 78" • Approx. weight 210 lbs.
Colors: Pearl/Red • Pearl/Blue • Brown • Copper



SYLVAN RAFT

Specifications: Length of pontoons 10' • Diameter of pontoons 19" • Deck size 8' x 10' • Anchor ring 3" • Net weight 350 lbs. • Capacity 1000 lbs.

Optional Equipment: Swim rails • Ladder
Colors: Rust • Brown • Blue • Red



Sylvan jackets, shirts, hooded sweat shirts and caps are available through your Sylvan dealer.

10 YEAR LIMITED WARRANTY

Sylvan warrants each new fiberglass hull and aluminum welded hull for a period of two (2) years and each new riveted aluminum hull for a period of ten (10) years from date of purchase, by the original purchaser (based on years of use, under normal recommended operating conditions) as described in the warranty folder. A copy of the Sylvan Limited Warranty is attached to each new Sylvan boat, or may be obtained from any Sylvan dealer or from the Sylvan factory.

If you don't find the boat to fit your needs in this brochure, ask your dealer about the other fine boats from Sylvan Marine.

Note: In our continuing effort to build the best quality boats at an affordable price it may become necessary during the course of the year to change specifications or materials used in construction. We reserve the right to make changes without prior notification.

Optional equipment is shown in some photographs used in this brochure. Please confirm standards and options with your dealer.

All warranty information is available from your Sylvan Dealer or directly from Sylvan Marine. Please write for more information.

THE SYLVAN STORY


"Harold Schrock is living proof that anonymity is a gift that any industry, no matter how small, can bestow on its own, no matter how large. With a name known only to a handful within the industry in which he has spent most of the past four decades, Schrock was Mr. Starcraft most of the time and now is president of Sylvan Marine.

"Schrock literally grew up in the boat business, having been identified during much of his working life with family business, Starcraft, Inc. Organized by his father, Arthur, a farmer (who died in 1966 at

offering among Goshen residents and wound up selling 20% of the stock for \$3 million.

"From 1966 to 1969, Schrock continued as president of Starcraft, then a part of Bangor Punta's marine group.

"He decided to re-enter boat building. His son-in-law, John Graff, had acquired Sylvan Industries, Inc., a manufacturer of houseboats and pontoon boats in 1965. Houseboats were dropped in 1968, and the line of pontoon boats expanded. Schrock first acquired from Graff the majority of stock in



85), in 1903 as the Star Tank Company, the company for years manufactured steel livestock watering tanks and other livestock feeding equipment.

"For nearly 75 years, the Schrock family has had its roots and Starcraft its headquarters in Goshen, Ind., a small county seat in Northern Indiana.

"Schrock and his family sold out to Bangor Punta in 1966...

"His selling to Bangor Punta was not the first time Schrock had been determined to sell. In the late 50s, during the 1958 downturn, Schrock became disenchanted with the boat business and agreed to sell to Chris Craft for \$1.5 million. Having agreed to that figure verbally with their New York office, Schrock and his attorney went to Pompano Beach headquarters to sign. But they were told by someone there that the figure was actually \$1.4 million, not \$1.5 million, \$100,000 less. Angered by this, Schrock flew home without concluding a deal. Instead of selling, he decided to make a public

Sylvan, then a controlling interest in Smokercraft, a line of aluminum fishing boats and canoes. He merged operations of these companies to form Sylvan Marine, and immediately began work on a new line of fiberglass runabouts and deck-type boats.

"Schrock makes clear that his objective in boat-building is not to 'build all the boats in the world,' or even become a large builder, much less 'one of the larger ones.' He explains 'I want to build a good quality boat at a reasonable price. I want to remain a small builder with the volume required to make a decent profit return.'

"Though Schrock has been devoting a considerable amount of his time in the past year or so to Sylvan marine, he has a number of other business interests he actively heads."

These excerpts are from an article published by Boat & Motor Dealer. The article outlines Sylvan's emergence in the marine industry.

The entire article is available upon request.

SYLVAN MARINE
P.O. Box 65
New Paris, Indiana 46553
(219) 831-2950
Easy Link Mailbox 62803594
Telex # 516574

Relax...it's a
Sylvan

SYLVAN MARINE
P.O. Box 1267
Calloway Church Road
La Grange, Georgia 30241
(404) 882-1438
Easy Link Mailbox 62803626
Telex # 516586