




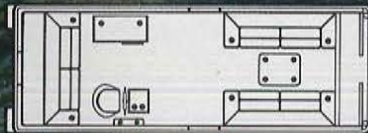
Relax It's A
SUN
1992 PONTOON BOATS



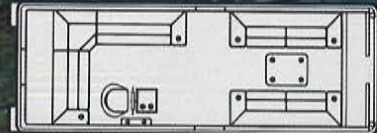
Porti-potti - Special Edition



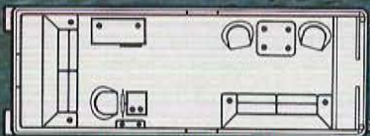
828 SPECIAL EDITION



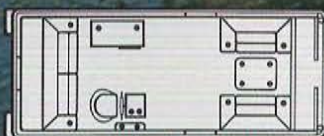
824 SPECIAL EDITION



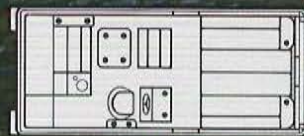
824 SPECIAL EDITION
with "L" shaped sofa



824 SPECIAL EDITION
with Barrel Chairs



830 SPECIAL EDITION



820 LX 2

Special Edition

SYLVAN MAKES EVERY BOATING ACTIVITY
A SPECIAL OCCASION.




Sink with Cooler - LX 2



824 SPECIAL EDITION
with "L" shaped sofa



824 SPECIAL EDITION



820 LX 2



828 SPECIAL EDITION

Make any boating experience something special with the Sylvan Special Edition. Choose from four special seating options that let any group of family and friends stay comfortable. And you'll find plenty of enjoyable amenities, like bar with ice box, sun deck, table, quilted furniture and much more. A Special Edition always means quality.

828, 824 & 820 SPECIALS & 824 & 820 LX 2

Standards: 24-gallon built-in gas tank • 3 furniture units • Sun deck • Bar with ice box (N/A on LX 2) • Deluxe helm seat • Horn • High pile marine carpeting • Bow rails • Table • Anodized 1 1/4" railing • Accent striping • Deluxe console with full instrumentation • Running lights • Right-hand steering • XL50/50-year warranty treated floor • Etched pontoon tubes (.080) • 3 gates • Cup holders • 22" tubes & 115 H.P. rating • AM/FM stereo-cassette with exterior antenna • Removable table with 4 cup holders • Quilted furniture • Stainless steel hardware • Fire extinguisher • Sink with cooler (824 & 820 LX 2) • Porti-potti (824 & 820 LX 2) • Pull-out bed in bow (824 & 820 LX 2).

Options: Furniture covers • Four seating groups: A-Standard, B-L-shaped, C-L-shaped with table and 2 chairs, D-Standard with table and 2 chairs (Special Editions only) • Mooring cover • Aluminum top • Boarding ladder • Adjustable transom-max. 35 H.P. (no extra cost) • L-shaped furniture (824 Special Edition) • Porti-potti (824 Special Edition) • Sony radio or weather band radio.

Colors: Blue • Burgundy • Fiesta • Mint.

Entertainer & Advantage Deluxe

THE ENTERTAINMENT ADVANTAGES ARE ALL YOURS

Sylvan provides all the advantages for boating entertainment. The Entertainer always performs wonderfully, and its talented features will keep you coming back for more boating fun. Or, take full advantage of any boating activity with the well-designed Advantage Deluxe. And Sylvan's great warranty means years of worry-free good times.



820 ADVANTAGE DELUXE

824 ENTERTAINER

Standards: 24-gallon built-in gas tank • Table • U-shaped comfortable furniture • Sun deck • Deluxe console with instrumentation • Horn • Ice box • Deluxe helm seat • High pile marine carpeting • Bow rails • Anodized 1/4" railing • Accent striping • Running lights • Right-hand steering • XL50/50-year warranty treated floor • Etched pontoon tubes (.080) • 2 gates • Cup holders • 22" tubes & 115 H.P. rating • AM/FM stereo-cassette with exterior antenna • Removable table with 4 cup holders • Quilted furniture • Stainless steel hardware • Fire extinguisher.

Options: Furniture covers • Mooring cover • Aluminum top • Boarding ladder • Adjustable transom-max. 35 H.P. (no extra cost) • Sony radio or weather band radio.

Colors: Blue • Burgundy • Fiesta • Mint.

824 & 820 ADVANTAGE DELUXE

Standards: Deluxe steering console with instrumentation • Helm seat • High pile marine carpeting • 1/4" anodized railing • Accent striping • Horn • Running lights • Battery tray • Right-hand steering • XL50/50-year warranty treated floor • Etched pontoon tubes • 3 gates • Cup holders • 22" tubes & 115 H.P. rating (820/75 H.P. rating) • Large rear couch • Flip-back storage box • AM/FM stereo-cassette with exterior antenna • Removable table • Deluxe top.

Options (in red): 2 large furniture units (820/2 small furniture units) • Bar • Furniture covers • Mooring cover • Aluminum top • Boarding ladder • Salt water package • Adjustable transom-max. 35 H.P. (no extra cost) • Sony radio or weather band radio.

Colors: Blue • Burgundy • Fiesta • Mint.



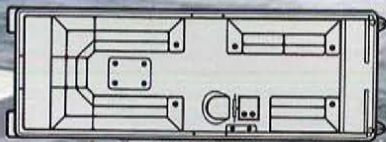

Deluxe console with instrumentation

Rear lounge area

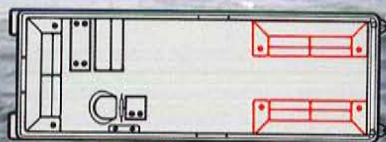




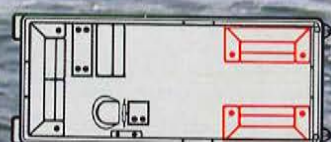
824 ENTERTAINER



824 ENTERTAINER



824 ADVANTAGE DELUXE



820 ADVANTAGE DELUXE

824 ADVANTAGE DELUXE

Supreme Hardtops & Supremes

ON THE WATER, SYLVAN PONTOONS REIGN SUPREME

For supreme boating enjoyment, the Sylvan Supremes have everything you need.

828 & 824 SUPREME HARD TOP

Standards: 24-gallon built-in gas tank • Deluxe console with instrumentation • Deluxe helm seat • High pile marine carpeting • Bow rails • Horn • Anodized 1 1/4" railing • Accent striping • Running lights • Battery tray • Right-hand steering • XL50/50-year warranty treated floor • Etched pontoon tubes • 3 gates • Bilge pump and blower • Cup holders • 22" tubes • 3.0 liter H.P. • AM/FM stereo-cassette with exterior antenna • Stainless steel hardware • Fire extinguisher.

Options (in red): Bar with ice box (828) • Sun deck (828) • Furniture covers • Boarding ladder • Adjustable transom-max. 35 H.P. (no extra cost) • 3 large couches (828) • 1 large couch and 2 small couches (824).

Colors: Blue • Burgundy • Fiesta • Mint.

828 & 824 SUPREME DELUXE I/O

Standards: 12-gallon built-in gas tank • Ice box • Deluxe console with instrumentation • Deluxe helm seat • High pile marine carpeting • Bow rails • Horn • Anodized 1 1/4" railing • Accent striping • 2 couches • 2 corner seats • Running lights • XL50/50-year warranty treated floor • Etched pontoon tubes • 3 gates • Bilge pump and blower • Cup holders • 22" tubes • 3.0 liter H.P. • AM/FM stereo-cassette with exterior antenna • Stainless steel hardware • Fire extinguisher.

Options (in red): Bar with ice box (828) • Furniture covers • Mooring cover • Aluminum top • Boarding ladder.

Colors: Blue • Burgundy • Fiesta • Mint.

828, 824 & 820 SUPREME

Standards: 24-gallon built-in gas tank • Deluxe console with instrumentation • Deluxe helm seat • High pile marine carpeting • Bow rails • Anodized 1 1/4" railing • Accent striping • Running lights • Horn • Battery tray • Right-hand steering • XL50/50-year warranty treated floor • Etched pontoon tubes • 3 gates • Cup holders • 22" tubes & 115 H.P. rating (820/75 H.P. rating) • AM/FM stereo-cassette with exterior antenna • Stainless steel hardware • Fire extinguisher.

Options (in red): Large or small furniture unit • Bar with ice box • Sun deck • Furniture covers • Mooring cover • Aluminum top • Boarding ladder • Adjustable transom-max. 35 H.P. (no extra cost).

Colors: Blue • Burgundy • Fiesta • Mint.



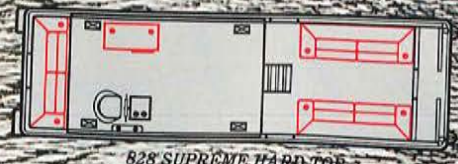

828 SUPREME HARD TOP



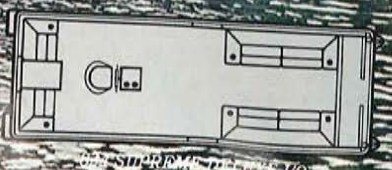
828 SUPREME DELUXE I/O



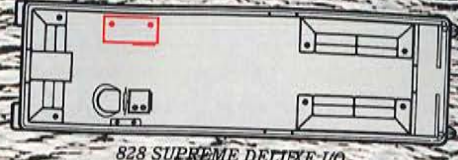
828 SUPREME



828 SUPREME HARD TOP



824 SUPREME HARD TOP



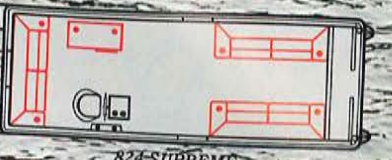
828 SUPREME DELUXE 1/0



824 SUPREME



828 SUPREME



824 SUPREME



820 SUPREME



824 SUPREME



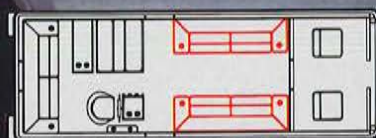
820 SUPREME

Fishing Advantage Fisherman Deluxe & Party Fish

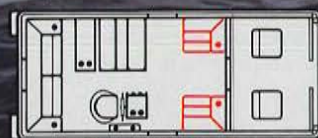
**FISHING SHOULD BE A RELAXING
EXPERIENCE**

You can stroll while you troll with these three roomy fishing favorites. You'll find all the superb features you expect from Sylvan, plus some outstanding options. Find out what a relaxing day of fishing is all about with these three spacious and affordable quality catches.

820 FISHERMAN DELUXE



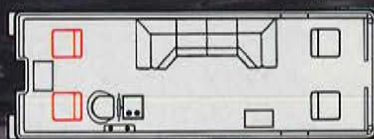
824 FISHING ADVANTAGE



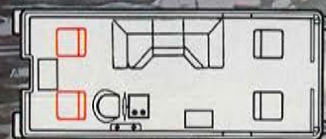
820 FISHING ADVANTAGE



820 FISHERMAN DELUXE



824 PARTY FISH



820 PARTY FISH

820 FISHERMAN DELUXE

Standards: 12-gallon built-in gas tank • Deluxe steering console with instrumentation • Right-hand steering • Anodized 1 1/4" railing • Horn • Running Lights • Accent striping • 4 live wells • 22" tubes • 2 swivel bass seats • XL50/50-year warranty treated floor • Etched pontoon tubes • 3 gates • Cup holders • 3 flip seats • AM/FM stereo cassette with exterior antenna • Surrey top • Tackle tray • Table.

Options: Mooring cover • Salt water package • Furniture covers.

Colors: Blue • Burgundy • Fiesta • Mint.

824 & 820 PARTY FISH

Standards: 12-gallon built-in gas tank • Steering console with instrumentation • Helm seat • High pile carpeting • 1 1/4" anodized railing • Accent striping • Horn • Running lights • XL50/50-year warranty treated floor • Etched pontoon tubes • 3 gates • Cup holders • Furniture arrangement on port side • 2 bass seats and 2 live wells (bow & aft) • AM/FM stereo-cassette with exterior antenna • Surrey top • Storage compartment.

Options: Extra bass seats • Mooring cover • Furniture covers • Salt water package • Sony radio or weather band radio.

Colors: Blue • Burgundy • Fiesta • Mint.

824 & 820 FISHING ADVANTAGE

Standards: Large rear furniture set • Deluxe steering console with instrumentation • High pile marine carpeting • Bow rails • 1 1/4" anodized railing • Accent striping • Running lights • Battery tray • Right-hand steering • XL50/50-year warranty treated floor • Etched pontoon tubes • 3 gates • Surrey top • Horn • Dinette table • Captain's chair • Flip-back seat • 2 relocatable fishing seats • Live well with pump • Rod holders • 4 fishing seat positions • Cup holders • 22" tubes & 115 H.P. rating (820/75 H.P. rating) • AM/FM stereo-cassette with exterior antenna.

Options (in red): Front furniture set • Deluxe top • Furniture covers • Mooring cover • Aluminum top • Boarding ladder • Salt water package • Adjustable transom—max. 35 H.P. (no extra cost) • Sony radio or weather band radio.

Colors: Blue • Burgundy • Fiesta • Mint.



820 FISHING ADVANTAGE



824 FISHING ADVANTAGE

820 PARTY FISH






Deluxe console with instrumentation

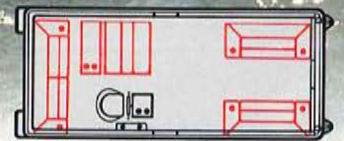


Rear lounge area

823 WESTWIND



823 WESTWIND
Cruising Package



819 WESTWIND
Cruising Package

The best wind to set sail with is a Sylvan Westwind. Choose between the fishing package or the cruising package – either way, you'll make the right choice.

823 & 819 WESTWIND

Standards: 1 1/4" anodized rails • Running lights • XL50 plywood • 25" U-shaped tubes • Square-tubed buggy top • Accent striping • Deluxe steering console with instrumentation • Horn • Marine carpeting • Cup holders • Captain's chair • AM/FM stereo-cassette with exterior antenna.

Options: Deluxe top • Sony radio or weather band radio.

Fishing Package Option: 2 removable fishing seats • Flip-back seat • Live well with pump • Table • 1 long couch.

Cruising Package Option: 3 large couches • Flip-back seat • Table.

Colors: Blue • Burgundy.

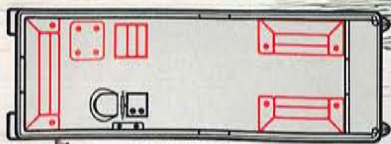
Deluxe top not available with Fishing Package.



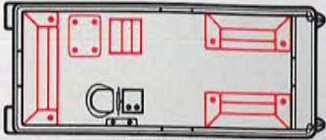
819 WESTWIND

Westwind

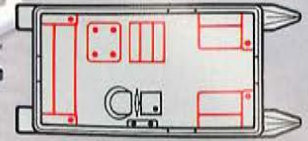
ENJOY THE PLEASANT SENSATIONS
OF A WESTWIND



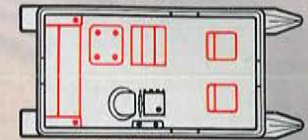
824 WINDSONG
Cruising Package



821 WINDSONG
Cruising Package



817 WINDSONG
Cruising Package



817 WINDSONG
Fishing Package

Windsong

**FISHING OR CRUISING -
WINDSONG PLAYS THE RIGHT NOTE**

Sylvan crafts a memorable "pon-tune" with the Windsong. Available in three different lengths and your choice of cruising package or fishing package, the affordability and quality of the Sylvan Windsong will be music to your ears.

824, 821 & 817 WINDSONG

Standards: Steering console • High pile marine carpeting • Anodized 1 1/4" rail • Accent striping • Running lights • Battery tray • XL50 floor • Etched pontoon tubes • 3 gates • High fence with striping • Surrey top • Captain's chair • 19" tubes & 55 H.P. rating (821/50, 817/35 H.P. rating) • 2 cup holders.

Options (in red): Furniture covers • Mooring cover • Boarding ladder • Adjustable transom-max. H.P. 35.

Fishing Package Option: Bow rails • 2 removable bass seats • Live well • Rear bench seat • Rod holders • Table.

Cruising Package Option: 1 large rear bench seat • 2 front bench seats • Flip-back storage box.

Color: Blue • Burgundy.



824 WINDSONG



821 WINDSONG



817 WINDSONG
Fishing Package



817 WINDSONG
Cruising Package

Space Deck & Space Ship

ENJOY THE WIDE OPEN SPACES

Take it easy or rev it up. Sylvan's thrilling Space Ships will take you to another world.



19' SPACE DECK O.B.
Cruising Package

19' SPACE DECK CRUISING PACKAGE O.B.

Standards: 30-gallon built-in gas tank • Full instrumentation • Marine carpet • Bilge pump • Blower • In-floor ski storage • Bow storage • Running lights • AM/FM stereo-cassette with 4 speakers • Cup holders • 3 swing-in gates • Accent striping • Captain's chair • 1 rear bench seat • 2 front bench seats • Flip-back storage box • Table • Sun deck • Cooler • Laminated floor • Under seat storage • Side panel storage • 5 layers of fiberglass and 3 layers installing stringers • 2 layers of 18 oz. hand-laid woven roving • Bimini top • Stringer system fully encapsulated in fiberglass.

Options: Mooring cover • Furniture cover.

Colors: Blue • Burgundy • Fiesta • Mint.

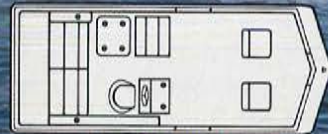
19' SPACE DECK FISHING PACKAGE O.B.

Standards: 30-gallon built-in gas tank • 4 cleats • Marine carpet • Bilge pump • In-floor ski storage • Live well • Running lights • AM/FM stereo-cassette • Cup holders • 3 swing-in gates • Accent striping • Captain's chair • 1 rear bench seat • Flip-back storage box • Table • Sun deck • Cooler • 2 removable bass seats • Laminated floor • Under seat storage • Side panel storage • Under sun deck storage • 5 layers of fiberglass and 3 layers installing stringers • 2 layers hand-laid woven roving • Stringer system fully encapsulated in fiberglass • Bimini top.

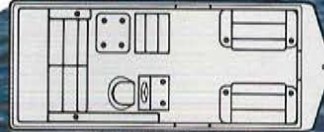
Options: Mooring cover • Furniture cover.

Colors: Blue • Burgundy • Fiesta • Mint.

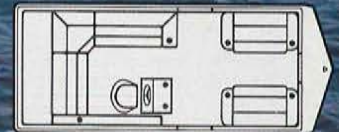
19' SPACE DECK O.B.
Fishing Package



19' SPACE DECK
Fishing Package



19' SPACE DECK
Cruising Package



19' SPACE DECK
Cruising Package
with "U" shaped couch

20' SPACE SHIP I/O



**20' SPACE SHIP I/O
DUAL & SINGLE CONSOLE**

Standards: 30-gallon built-in gas tank • 5 layers of fiberglass and 3 layers installing stringers • 2 layers hand-laid 24 oz. woven roving • Stringer system — longitudinal stringers and 3 crossbrace bulkheads fully encapsulated in fiberglass • A full layer of fiberglass overfloor with woven roving tying floor to sides • Deck and hull mated together with stainless steel fasteners and sealed with silicone • Cleats, bow and stern rails and grab bars made of stainless steel and thru-bolted • Under floor ski storage • 2 built-in ice chests (1 on single console) • Custom-made dash with prism gauges • Maxxima marine 60-watt rack stereo system with tuner, auto-stop cassette deck, graphic equalizer and 4 speakers (AM/FM stereo-cassette with 4 speakers on single console) • Tilt steering wheel with sport steering wheel • Rear sun deck made with aluminum frame that won't warp or rot • Lockable lift ring for holding sun deck • 2 pneumatic lifts to open sun deck • Table with 4 cup holders — large 4" cup holders • Bow filler cushions for front sun lounge area (on dual console only) • Swivel captain's chairs with fore and aft adjustment (1 on single console) • Courtesy lights • Glove box (on single console only) • Smoked bow windshield and console windshield • Stainless steel aft grab bar with ski tow eye • Fold-up swim step • Marine carpet • Custom-built deluxe interior with marine vinyls • Horn • Bilge pump • Blower • Accent striping • Full swim platform • Running lights.

Options: Top and boot • Mooring cover.
Colors: Blue • Burgundy • Fiesta • Mint.

23' SPACE SHIP I/O

Standards: 30-gallon built-in gas tank • 7 layers of fiberglass and 3 layers installing stringers • 3 layers hand-laid 24 oz. woven roving • Stringer system — interlocking grid with longitudinal stringers and 4 interlocking crossbrace bulkheads fully encapsulated in fiberglass • A full layer of fiberglass overfloor with woven roving tying floor to sides • Deck and hull mated together with stainless steel fasteners and sealed with silicone • Cleats, bow and stern rails and grab bars made of stainless steel and thru-bolted • 8 feet of under floor ski storage • 2 built-in ice chests with drains • Custom-made dash with prism gauges • Maxxima marine 60-watt rack stereo system with tuner, auto-stop cassette deck, graphic equalizer and 4 speakers • Tilt steering with sport wheel • Rear sun deck made with aluminum frame that won't warp or rot • Lockable lift ring for holding sun deck • Table with 4 cup holders and 2 table bases — large 4" cup holders • Bow filler cushions for front sun lounge area • Swivel captain's chairs with fore and aft adjustment • Courtesy lights • Engine compartment light • Compass • Glove box • Smoked bow windshield & console windshield • Stainless steel aft grab bar with ski tow eye • Fold-up swim step • Marine carpet • Custom-built deluxe interior with marine vinyls • Horn • Bilge pump • Blower • Running lights • Accent striping • Full swim platform.

Options: Top and boot • Mooring cover.
Color: Blue • Burgundy • Fiesta • Mint.

15' SPACE SHIP O.B.



15' SPACE SHIP O.B.

Standards: 12-gallon built-in gas tank • 4 cleats • Side grab rails • Marine carpet • Bilge pump • Wind deflector • Glove box • Lights • Teak step pads • Teak swim platform with swing-down step • Bow cushions and back rests • Bow storage • Side bench seat with storage • 1 bucket seat • 2 rear jump seats • Cup holders.

Options: Top and boot • Mooring cover.
Colors: Blue • Burgundy • Fiesta • Mint.

19' SPACE SHIP I/O

Standards: 18-gallon built-in gas tank • 4 cleats • Bow rails • Stern rails • Full instrumentation • Marine carpet • Bilge pump • Bilge blower • In-floor storage • Bow storage • Wind deflector • Glove box • Lights • Teak step pads • Ice cooler • Bold accent striping • Teak swim platform with swing-down step • Bow cushions and backrests • Removable table • Rear bench seat with storage • Sun cushions • Sun lounge • 2 bucket seats • Cup holders • Ski ring • 4 speaker stereo.

Options: Top and boot • Mooring cover.
Colors: Blue • Burgundy • Fiesta • Mint.

23' SPACE SHIP I/O



1992 Sylvan Boat Specifications

Model	Bar	Bow rails	Gas tank capacity	Gates	Surrey top	Fishing seats	Live well	Rod holders	Sun deck	Furniture covers	Mooring cover	Aluminum cover	Boarding ladder	Adjustable transom	Pontoon length	Pontoon diameter	Deck Length	Deck width	Support channels	Capacity (Lbs.)	Maximum H.P.	People capacity
828 Special Edition	S	S	24	3	-	-	-	-	S	0	0	0	0	0	28'	22"	26'6"	8'	17	2750	115	17
824 Special Edition	S	S	24	3	-	-	-	-	S	0	0	0	0	0	24'	22"	22'6"	8'	15	2200	115	12
820 Special Edition	O	S	24	3	-	-	-	-	0	0	0	0	0	0	20'	22"	17'4"	8'	13	1900	75	10
824 LX 2	S	S	24	3	-	-	-	-	S	0	0	0	0	0	24'	22"	22'6"	8'	15	2200	115	12
820 LX 2	O	S	24	3	-	-	-	-	0	0	0	0	0	0	20'	22"	17'4"	8'	13	1900	75	10
824 Entertainer	-	S	24	2	-	-	-	-	S	0	0	0	0	0	24'	22"	22'6"	8'	15	2200	115	12
824 Advantage Deluxe	0	-	-	3	-	-	-	-	0	0	0	0	0	0	24'	22"	21'4"	8'	15	2500	115	12
820 Advantage Deluxe	0	-	-	3	-	-	-	-	0	0	0	0	0	0	20'	22"	17'4"	8'	13	1900	75	10
828 Supreme Hardtop	0	S	24	3	-	-	-	-	0	0	-	-	0	0	28'	22"	25'4"	8'	17	2600	115	17
824 Supreme Hardtop	0	S	24	3	-	-	-	-	0	0	-	-	0	0	24'	22"	21'5"	8'	15	2100	115	12
828 Supreme Deluxe I/O	0	S	-	3	-	-	-	-	0	0	0	0	-	-	28'	22"	25'4"	8'	17	2500	3.0 liter	15
824 Supreme Deluxe I/O	-	S	-	3	-	-	-	-	0	0	0	0	-	-	24'	22"	21'4"	8'	15	2100	3.0 liter	12
828 Supreme	0	S	24	3	-	-	-	-	0	0	0	0	0	0	28'	22"	25'4"	8'	17	2750	115	17
824 Supreme	0	S	24	3	-	-	-	-	0	0	0	0	0	0	24'	22"	21'4"	8'	15	2500	115	12
820 Supreme	0	S	24	3	-	-	-	-	0	0	0	0	0	0	20'	22"	17'4"	8'	13	1900	75	10
824 Fishing Advantage	-	S	-	3	S	2	S	S	-	0	0	0	0	0	24'	22"	21'4"	8'	15	2500	115	12
820 Fishing Advantage	-	S	-	3	S	2	S	S	-	0	0	0	0	0	20'	22"	17'4"	8'	13	1900	75	10
820 Fisherman Deluxe	-	-	12	3	S	2	4	0	-	0	0	-	-	-	20'	22"	17'4"	8'	13	1900	75	10
824 Party Fish	-	-	12	3	S	2	2	S	-	0	0	-	0	0	24'	22"	21'4"	8'	15	2500	115	12
820 Party Fish	-	-	12	3	S	2	2	S	-	0	0	-	0	0	20'	22"	17'4"	8'	13	1900	75	10
823 Westwind	-	-	-	3	S	0	0	0	-	0	0	-	-	0	23'	22"	21'6"	8'	11	2500	55	12
819 Westwind	-	-	-	3	S	0	0	0	-	0	0	-	-	0	19'	22"	17'6"	8'	9	1900	55	8
824 Windsong	0	0	-	3	S	0	0	0	-	0	0	-	0	0	24'	19"	21'6"	8'	12	1800	55	10
821 Windsong	0	0	-	3	S	0	0	0	-	0	0	-	0	0	21'	19"	17'6"	8'	10	1600	50	8
817 Windsong	0	0	-	3	S	0	0	0	-	0	0	-	0	0	17'	19"	13'6"	8'	8	1175	35	6
19' Space Deck Boat Cruising Pkg. (Available in either I/O or O/B)	-	-	30	3	S	-	-	-	S	0	0	-	0	-	-	-	18'8"	7'10"	-	1800	180	10
19' Space Deck Boat Fishing Pkg. (Available in either I/O or O/B)	-	-	30	3	S	2	S	-	S	0	0	-	0	-	-	-	18'8"	7'10"	-	1800	180	10
23' Space Ship I/O	-	-	30	-	0	-	-	-	S	-	0	-	S	-	-	-	22'8"	8'10"	-	2400	260	14
20' Space Ship I/O	-	-	30	-	0	-	-	-	S	-	0	-	S	-	-	-	20'	7'11"	-	1800	230	10
19' Space Ship I/O	-	-	18	-	0	-	-	-	-	0	-	-	S	-	-	-	18'7"	7'10"	-	1800	230	10
15' Space Ship O.B.	-	-	12	-	0	-	-	-	-	0	-	-	S	-	-	-	15'4"	7'10"	-	1600	100	7

14 Reasons to Buy Sylvan Pontoon Boats

The beauty of a Sylvan boat goes well beyond that which is obvious to the eye. Advanced engineering techniques, solid construction features and the hands-on participation of the Sylvan management team are what makes these boats special. See for yourself how these boats beat the competition; then buy a Sylvan.

1. Nose cones are upswept and capped with a solid aluminum extrusion.
2. Heavy-gauge aluminum pontoons are etched for lasting beauty.

3. Bulkheads are located at every weld and heavy cross support channels are placed every two feet.

4. Deck and canopy running lights are pre-wired.

5. Entire deck edges are trimmed in aluminum extrusion for protection and beauty.

6. Swim deck railings are for safety and allow entry or exit from either side.

7. Deck railings of 1¼" square aluminum are fully anodized; no oxide rub-off.

8. Most Sylvans have three gates that open in for safety.

9. All Sylvan canopies are made of weather-resistant fabric and have a curved design for water runoff.

10. All decks are XL50 plywood with a 50-year limited warranty.

11. Fixed transoms are made of heavy etched aluminum with marine plywood motor mounts.

12. Surrey tops have sturdy anodized back supports and extra rails.

13. All upholstery is custom-fitted and installed in our own factory for rigid quality control.

14. Sylvan boats meet or exceed all industry specifications for your boating pleasure and safety.

Sylvan Limited Warranty

Sylvan warrants each new fiberglass hull and aluminum welded hull for a period of two (2) years, and each new riveted aluminum hull for a period of ten (10) years, from the date of purchase by the original purchaser (based on years of use, under normal recommended operating conditions) as described in the warranty folder. A copy of the Sylvan Limited Warranty is attached to each new Sylvan boat, or may be obtained from any Sylvan dealer or the Sylvan factory.

Paddle Deck



Work out and relax in your new Sylvan Paddle Deck.

Specifications: Length 11' • Beam 78" • Approx. weight 210 lbs.

Raft



Specifications: Length of pontoons 10' • Diameter of pontoons 19" • Deck size 8' x 10' • Anchor ring 3" • Net weight 350 lbs. • Capacity 1000 lbs.

Options: Swim rails • Ladder.
Colors: Blue • Gray.



SYLVAN MARINE MAIN

P.O. Box 65
68143 Clunette Street
New Paris, Indiana 46553
(219) 831-2950
FAX (219) 831-7012

SYLVAN MARINE SOUTH

P.O. Box 1267
510 Calaway Church Road
LaGrange, Georgia 30241
(404) 882-1438
FAX (404) 882-9562

SYLVAN MARINE WEST

P.O. Box 219
1075 Wilco Road
Stayton, Oregon 97383-0129
(503) 769-2996
FAX (503) 769-5835

Optional equipment is shown in some photographs used in this brochure. Please confirm standards and options with your dealer. All warranty information is available from your Sylvan dealer or directly from Sylvan Marine. Please write for more information. If you don't find the boat to fit your needs in this brochure, ask your dealer about the other fine boats from Sylvan Marine.

Note: In our continuing efforts to build the best quality boats at affordable prices, it may become necessary, during the course of the year, to change specifications or materials used in construction. We reserve the right to make changes without prior notification.