



Sylvan

1983 RUNABOUTS AND FISHING BOATS




OFFSHORES

These outstanding cabin boats serve equally well as family fun boats and fishing boats. And should you plan an overnight stay, the Offshore models are equipped with completely upholstered cockpits and camper enclosures. Be sure to study both the 22' and 18' models with their standard and optional equipment.




22' Offshore I/O



22' Offshore Sea Drive



18' Offshore

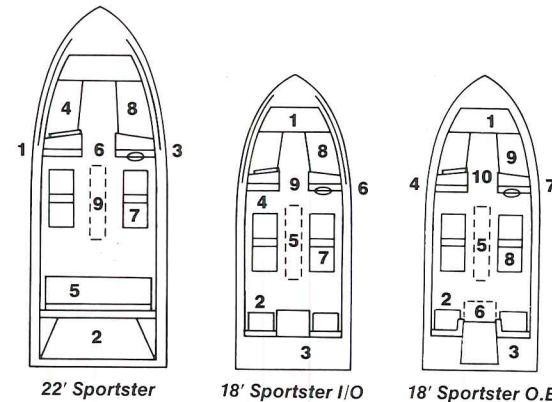


18' Sportster O.B.



18' Sportster I/O

The economy of an aluminum boat, plus the pride in ownership that good design creates. In every Sportster model you'll discover the comfort of soft-cushioned seats and durable marine carpeting. And when you examine the standard equipment, you'll be pleased at how well-equipped your Sportster comes.



Standards: 22'

Top and boot • Marine carpet **1.** Glove box • Side bumper rails **2.** Built-in gas tank **3.** Full instrumentation • Bow rails • Carpeted deck **4.** Bow cushions and back rests • Bilge pump **5.** Rear bench seat **6.** Walk-thru windshield **7.** Sleeper seats • Lights **8.** Bow storage **9.** In-floor storage.

Options: Live well with swivel seat • Side and aft curtains • Bow curtain • Mooring cover.

Color:  Brown

Standards: 18' I/O

Top and boot • Marine carpet • Bow rails • Carpeted deck **1.** Bow cushions and back rests **2.** Jump seats • Bilge and blower **3.** Built-in gas tank 18 gal. **4.** Glove box • Side bumper rails **5.** In-floor storage **6.** Full instrumentation **7.** Sleeper seats • Lights **8.** Bow storage **9.** Walk-thru windshield.

Options: Mooring cover • Side and aft curtains • Bow cover.

Color:  Bronze

Standards: 18' O.B.

Top and boot • Marine carpet • Bow rails • Carpeted deck **1.** Bow cushions and back rests **2.** Jump seats • Bilge pump **3.** Built-in gas tank 20 gal. **4.** Glove box • Side bumper rails **5.** In-floor storage **6.** Table **7.** Full instrumentation **8.** Sleeper seats **9.** Bow storage • Lights **10.** Walk-thru windshield.

Options: Mooring cover • Side and aft curtains • Bow cover.

Colors:  Rust
 Bronze

Model	Center Length	Beam	Transom Width	Depth	Max. H.P.	Weight	Alum. Thickness	Capacity
22'	21' 7"	91"	84"	32"	240	1200	.100	2100
18' I/O	18' 5½"	84"	75"	30"	140	1040	.085	1555
18' O.B.	18' 5½"	84"	75"	30"	140	1020	.085	1810





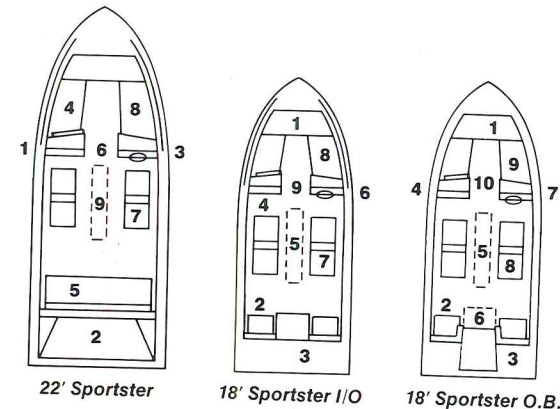
18' Sportster O.B.



18' Sportster I/O

Model	Center Length	Beam	Transom Width	Depth	Max. H.P.	Weight	Alum. Thickness	Capacity
22'	21' 7"	91"	84"	32"	240	1200	.100	2100
18' I/O	18' 5½"	84"	75"	30"	140	1040	.085	1555
18' O.B.	18' 5½"	84"	75"	30"	140	1020	.085	1810


The economy of an aluminum boat, plus the pride in ownership that good design creates. In every Sportster model you'll discover the comfort of soft-cushioned seats and durable marine carpeting. And when you examine the standard equipment, you'll be pleased at how well-equipped your Sportster comes.



Standards: 22'

Top and boot • Marine carpet 1. Glove box • Side bumper rails 2. Built-in gas tank 3. Full instrumentation • Bow rails • Carpeted deck 4. Bow cushions and back rests • Bilge pump 5. Rear bench seat 6. Walk-thru windshield 7. Sleeper seats • Lights 8. Bow storage 9. In-floor storage.

Options: Live well with swivel seat • Side and aft curtains • Bow curtain • Mooring cover.

Color:  Brown

Standards: 18' I/O

Top and boot • Marine carpet • Bow rails • Carpeted deck 1. Bow cushions and back rests 2. Jump seats • Bilge and blower 3. Built-in gas tank 18 gal. 4. Glove box • Side bumper rails 5. In-floor storage 6. Full instrumentation 7. Sleeper seats • Lights 8. Bow storage 9. Walk-thru windshield.

Options: Mooring cover • Side and aft curtains • Bow cover.

Color:  Bronze

Standards: 18' O.B.

Top and boot • Marine carpet • Bow rails • Carpeted deck 1. Bow cushions and back rests 2. Jump seats • Bilge pump 3. Built-in gas tank 20 gal. 4. Glove box • Side bumper rails 5. In-floor storage 6. Table 7. Full instrumentation 8. Sleeper seats 9. Bow storage • Lights 10. Walk-thru windshield.

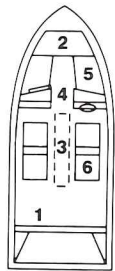
Options: Mooring cover • Side and aft curtains • Bow cover.

Colors:  Rust

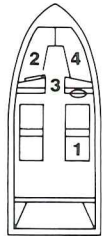
 Bronze

SPORTSTERS

Sportsters for the active family. Whatever your enjoyment dictates, these fine aluminum boats will do their share. Both models feature walk-through windshields, in-floor storage, comfortable seating and down-to-earth price tags. Just a few of the reasons people get hooked on Sylvan.



16' Sportster



14' Sportster

Standards: 16'

1. Sliding doors to gas tank • Side bumper rails • Non-skid carpeted deck • Bilge pump 2. Bow cushions and back rests • Marine carpet • Split bow rails 3. In-floor storage 4. Walk-thru windshield 5. Bow storage • Lights 6. Sleeper seats.

Options: Top and boot • Mooring cover • Side and aft curtains • Bow cover.


- Colors:**
-  Medium Blue
 -  Bronze
 -  Brown

Standards: 14'

1. Pillow back sleeper seats 2. Bow cushions and back rests • Carpeted floor and deck with four cleats 3. Walk-thru windshield 4. Bow storage • Lights.

Options: Mooring cover • Bow rails • Top, side, aft and bow cover.

- Color:**
-  Blue




16' Sportster

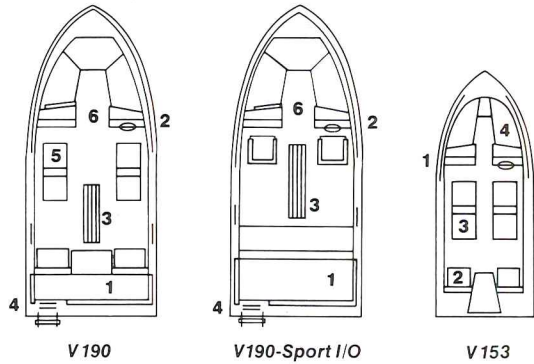


14' Sportster

Model	Center Length	Beam	Transom Width	Depth	Max. H.P.	Weight	Alum. Thickness	Capacity
16'	16' 2"	76"	70"	28"	90	690	.080	1500
14'	14' 5"	67"	57"	25"	60	440	.065	1250



Elegant boats with a lot to offer. Speed, to be sure. Versatile and durable and beautifully expressed. Once you inspect these boats, once you check all of the standard features, you'll agree that Sylvan did it right.



Standards: V 190

1. Built-in 30 gal. gas tank • Top and boot • Ice cooler 2. Full instrumentation 3. In-floor storage 4. Swim platform and teak taff rails • Bilge and blower • Marine carpet • Glove box 5. Soft cushioned pillow back seats • Bow rails 6. Walk-thru windshield • Bow cushions and back rests • Lights. [V 190 Sport comes with sun lounge stern area with bench seat, with two bucket seats and ice chest in rear.]

Options: Mooring cover • Side and aft curtains • Bow cover.

- Colors:**
-  Rust
 -  Bronze
 -  Blue
 -  Brown
 -  Gold

Standards: V 153

Top and boot • 2 coolers • Marine carpet 1. Glove box • Bow rails • Bilge pump • Step pad • 4 cleats 2. Rear jump seats 3. Sleeper seats 4. Bow cushions and back rests • Lights.

Options: Mooring cover • Side and aft curtains • Bow cover.

- Colors:**
-  Medium Blue
 -  Brown
 -  Bronze
 -  Rust



Model	Center Length	Beam	Transom Width	Depth	Max. H.P.	Weight	Capacity
V 190	18' 7"	96"	90"	33"	240	1650	1665
V 190 Sport	18' 7"	96"	90"	33"	240	1750	1665
V 153	15' 3"	83"	78"	23"	100	860	1450



V 190



V 153

V190 • V153





Model	Center Length	Beam	Transom Width	Depth	Max. H.P.	Weight	Capacity
V 171 I/O	16' 8"	90"	83"	27"	185	1200	1565
V 171 O.B.	16' 8"	90"	83"	27"	170	1100	1915
V 171 Sport I/O	16' 8"	90"	83"	27"	185	1300	1565

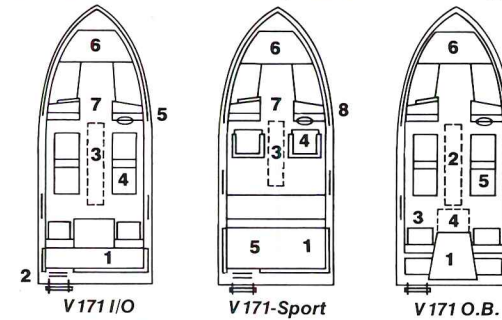


V171 I/O



V171 O.B.

Affordable luxury within an attractive price range. This dashing model features driving controls and instrumentation conveniently at hand. Storage compartment and two coolers add to the convenience, and notice the comfort of the well-planned seating.



Standards: V 171 I/O

- 1. Built-in gas tank • Top and boot • Marine carpet • Glove box • Bow rails • Bilge and blower
- 2. Swim platform and teak taff rails
- 3. In-floor storage
- 4. Sleeper seats
- 5. Sun platform with-ice chest
- 6. Bow cushions and back rests
- 7. Walk-thru windshield • Lights

Standards: V 171 Sport I/O

- 1. Built-in gas tank • Top and boot • Marine carpet • Glove box • Bow rails • Bilge and blower
- 2. Swim platform and teak taff rails
- 3. In-floor storage
- 4. Bucket seats
- 5. Full instrumentation
- 6. Bow cushions and back rests
- 7. Walk-thru windshield • Lights
- 8. Full instrumentation

Standards: V 171 O.B.


- 1. Built-in gas tank • Top and boot • Marine carpet • Glove box • Bow rails • Bilge pump
- 2. In-floor storage
- 3. Jump seats
- 4. Table
- 5. Lights
- 6. Sleeper seats
- 7. Bow cushions and back rests

Options: Mooring cover • Side and aft curtains • Bow cover • (Instrumentation on O.B.)

- Colors:**
-  Medium Blue
 -  Brown
 -  Bronze
 -  Rust
 -  Gold



V171-Sport 8



Model	Center Length	Beam	Transom Width	Depth	Max. H.P.	Weight	Alum. Thickness	Capacity
17' Bass Hawk II	16' 7"	73"	71"	22"	60	635	.072	925
14' Bass Hawk	14' 6"	71"	69"	17½"	30	440	.072	975

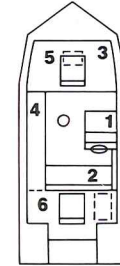


17' Bass Hawk

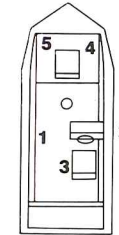


14' Bass Hawk

Whichever Bass Hawk you choose, you'll fish from a well-built V flatbottom aluminum boat. Each Bass Hawk features a live well, mechanical steering, and an electric trolling motor receptacle.



17' Bass Hawk



14' Bass Hawk

Standards: 17' Bass Hawk II

1. Live well and bilge pump 2. Large watertight storage under driver's seat 3. Trolling motor plug-in • Running lights • Locking storage • Mechanical steering 4. Locking rod storage • Marine carpet 5. Ice well • 2 removable seats • 3 base plates 6. Raised casting platform.


Options: Extra seats • Seat arms • Mooring cover • Windshield • Extra ice well.

Color:  Bronze

Standards: 14' Bass Hawk

Carpeted deck and floor • One removable pedestal and seat • 2 base plates • Running lights • Bilge pump 1. Rod holders 2. Console 3. Live well 4. Raised casting platform 5. Trolling motor plug-in.

Options: Grab rail • Ice cooler • Mooring cover.

Color:  Bronze

For the fisherman seeking a tough aluminum fishing boat in the modest price range, the Sea Snappers or Sea Breezes merit your attention. These are practical boats to take you to the best fishing spots.

Model	Center Length	Beam	Transom Width	Depth	Max. H.P.	Weight	Alum. Thickness	Capacity
16' Sea Snapper	16' 5"	74"	61¼"	34"	45	340	.070	1450
14' Sea Snapper	14' 4"	64"	56½"	29"	30	210	.065	850
14' Sea Breeze	13' 10"	56"	46½"	20"	15	126	.050	700
12' Sea Breeze	11' 9"	56"	46½"	20"	10	112	.050	600



16' Sea Snapper



14' Sea Snapper



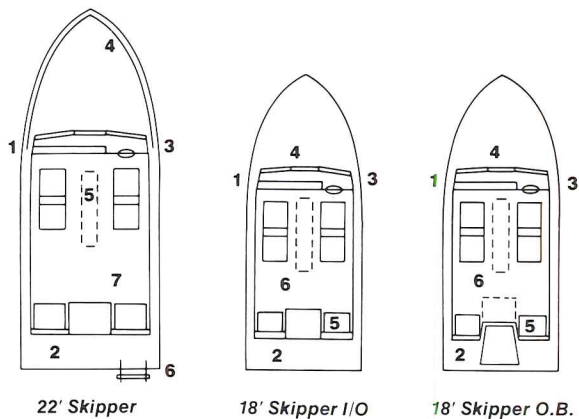
14' Sea Breeze



12' Sea Breeze

SKIPPERS

Want roominess, style and the economy of an aluminum boat? Take a long and careful look at the Skippers. Offered in 22' I/O and 18' I/O, plus 18' O.B. models, these easy-to-maneuver boats will reflect your pride in ownership.



Standards: 22' I/O

Top and boot • Marine carpet **1.** Glove box • Side bumper rails **2.** Built-in gas tank **3.** Full instrumentation • Lights • Bilge and blower **4.** Bow rails • Stern rails **5.** In-floor storage **6.** Ladder **7.** Carpeted deck **8.** Walk-thru windshield w/ladder.

Options: Mooring cover • Side and aft curtains.

Color:  Bronze

Standards: 18' I/O

Top and boot • Marine carpet **1.** Glove box • Side bumper rails **2.** Built-in gas tank **3.** Full instrumentation • Bilge and blower **4.** Walk-thru windshield w/ladder **5.** Removable rear jump seats **6.** Carpeted deck • Lights.

Options: Mooring cover • Side and aft curtains • Bow rails • Stern rails • Ladder.


Color:  Bronze

Standards: 18' O.B.

Top and boot • Marine carpet **1.** Glove box • Side bumper rails **2.** Built-in gas tank • Bilge pump **3.** Full instrumentation **4.** Walk-thru windshield w/ladder **5.** Removable rear jump seats • Lights **6.** Carpeted deck.

Options: Mooring cover • Side and aft curtains • Bow rails • Stern rails.

Color:  Bronze

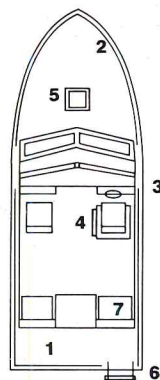


Model	Center Length	Beam	Transom Width	Depth	Max. H.P.	Weight	Alum. Thickness	Capacity
22' I/O	21' 7"	91"	84"	32"	185	1250	.100	1600
18' I/O	18' 5½"	84"	75"	30"	140	1024	.085	1555
18' O.B.	18' 5½"	84"	75"	30"	140	1000	.085	1830

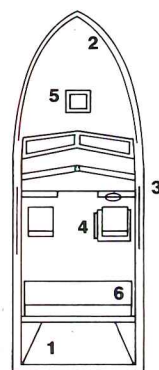





Model	Center Length	Beam	Transom Width	Depth	Max. H.P.	Weight	Alum. Thickness	Capacity
22' I/O	21' 7"	94"	85"	36"	185	1400	.100	2100
22' O.B.	21' 7"	94"	85"	36"	240	1300	.100	2100
18' O.B.	18' 5½"	84"	75"	30"	140	1200	.085	1555



22' Offshore I/O



22' Offshore O.B.



18' Offshore

Standards: 22' I/O

1. 2-20 gal. built-in gas tanks • 4 cleats • Full camper enclosure 2. Bow rails • Stern rails 3. Full instrumentation 4. Ice box • Porti-potti space • Marine carpet • Interior lights • Side bumper rails • Bilge and blower 5. Front hatch • Rear and convertible lounge 6. Ladder • Cabin curtains 7. Removable rear jump seats.


Options: Mooring cover.

Color:  Rust

Standards: 22' O.B.

1. 30 gal. built-in gas tank • 4 cleats • Top and boot 2. Bow rails • Stern rails 3. Full instrumentation 4. Ice box • Porti-potti space • Marine carpet • Interior lights • Side bumper rails • Bilge pump 5. Front hatch • Cabin curtains 6. Rear bench seat • Camper enclosure

Options: Mooring cover.

Color:  Rust

Standards: 18' O.B.


Top and boot • Bilge pump 1. Built-in gas tank 20 gal. 2. Removable rear jump seats • Side bumper rails 3. In-floor storage 4. Full instrumentation 5. Table 6. Front hatch • Porti-potti space • Interior lights 7. Bow rails • Marine carpet.

Options: Mooring cover • Camper enclosure.

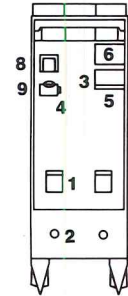
Color:  Bronze



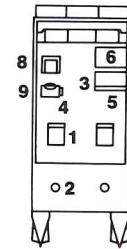
24' Fishing Pontoon



Great idea to have your cruising fun and fishing craft in one comfortable pontoon. Named the Advantage, you get a lot of advantages in the standard equipment that's offered.



24' Fishing Pontoon






20' Fishing Pontoon

Standards: 24' and 20'

- 1. 2 relocatable fishing seats
- 2. 4 fishing seat positions
- 3. Live well with pump
- 4. Surry top
- 5. Bow rails
- 6. Right hand steering only
- 7. Rod holders
- 8. Flip-back seat
- 9. Dinette table
- 7. 3-piece rear furniture package
- 8. Captain's chair
- 9. Steering console
- Running lights.

- Options:** Deluxe top • Mooring cover • Furniture covers
 • Ladder • 4 corner furniture • Adjustable transom.

Colors:

-  Rust
-  Bronze
-  Blue
-  Brown

Model	Length of pontoons	Diameter of pontoons	Length of Deck	Beams	Front Deck	Enclosed Area	Support Channels	Max. H.P.
24'	24'	19"	20'	8'	4'	16'	9	50
20'	20'	19"	16'	8'	4'	12'	9	50

ADVANTAGE FISHING PONTOONS

For backwater country, the Sylvan 1983 canoe selection comes complete with double end square stern styles. The safety spon construction on every model assures you of the dependability of the Sylvan reputation. Double end models include 15' and 17' canoes. The square stern model is 16'. We also make 4 models of johns: 10' Standard, 12' Standard, 12' Deluxe and 14' Deluxe.



The following excerpts are from an article published by *Boat & Motor Dealer*. The article outlines Sylvan's emergence in the marine industry. The entire article is available upon request.

"Harold Schrock is living proof that anonymity is a gift that any industry, no matter how small, can bestow on its own, no matter how large. With a name known only to a handful within the industry in which he has spent most of the past four decades, Schrock was Mr. Starcraft most of the time and now is president of Sylvan Marine.

"Schrock literally grew up in the boat business, having been identified during much of his working life with family business, Starcraft, Inc. Organized by his father, Arthur, a farmer (who died in 1966 at 85), in 1903 as the Star Tank Company, the company for years manufactured steel livestock watering tanks and other livestock feeding equipment.

"For nearly 75 years, the Schrock family has had its roots and Starcraft its headquarters in Goshen, Ind., a small county seat in Northern Indiana.

"Schrock and his family sold out to Bangor Punta in 1966...

"His selling to Bangor Punta was not the first time Schrock had been determined to sell. In the late 50s, during the 1958 downturn, Schrock became disenchanted with the boat business and agreed to sell to Chris Craft for \$1.5 million. Having agreed to that figure verbally with their New York office, Schrock and his attorney went to Pompano Beach headquarters to sign. But they were told by someone there that the figure was actually \$1.4 million, not \$1.5 million, \$100,000 less. Angered

by this Schrock flew home without concluding a deal. Instead of selling, he decided to make a public offering among Goshen residents and wound up selling 20% of the stock for \$3 million.

"From 1966 to 1969, Schrock continued as president of Starcraft, then a part of Bangor Punta's marine group.

"He decided to re-enter boat building. His son-in-law, John Graff, had acquired Sylvan Industries, Inc., a manufacturer of houseboats and pontoon boats in 1965. Houseboats were dropped in 1968, and the line of pontoon boats expanded. Schrock first acquired from Graff the majority of stock in Sylvan, then a controlling interest in Smokercraft, a line of aluminum fishing boats and canoes.

He merged operations of these companies to form Sylvan Marine, and immediately began work on a new line of fiberglass runabouts and deck-type boats.

"Schrock makes clear that his objective in boatbuilding is not to 'build all the boats in the world,' or even become a large builder, much less 'one of the larger ones.' He explains: 'I want to build a good quality boat at a reasonable price. I want to remain a small builder with the volume required to make a decent profit return.'

"Though Schrock has been devoting a considerable amount of his time in the past year or so to Sylvan Marine, he has a number of other business interests he actively heads."



The Sylvan logo features the word "sylvan" in a stylized, lowercase, italicized font. Above the letter 'v', there is a small graphic of a flag with horizontal stripes and a blue canton.

Sylvan Marine
P.O. Box 25
New Paris, IN 46553
(219) 831-2950

Specifications of Sylvan boat are subject to change without notice. Warranty information is available upon request. Some boats are available with optional equipment. Check with your dealer for standard and optional equipment.