



1998

SYLVAN
The Boat of Choice




WESTERN SERIES



PRISTINE LAKES, BOUNTIFUL RIVERS, SPECTACULAR SCENERY, PEACEFUL EXCITEMENT, ALL WITHIN REACH, IN A SYLVAN WESTERN BOAT.

- 16' Yukon Select D/C Standards**
- Starboard steering console
 - Portside console with locking glove box
 - Walk-thru windshield
 - 2 locking storage boxes with flip-back swivel seats
 - Built-in 18-gallon gas tank
 - Rear splash well with battery storage
 - Vinyl bow deck with large storage area
 - Lockable bow storage compartment
 - Trolling motor plug
 - Fuel gauge and switch panel
 - Wash-down XL Panelam® floor and deck
 - Running lights
 - Bilge pump




16' Yukon Select



12' Yukon

YUKON SELECT	16'
Length	15'10"
Beam	75
Depth	31
H.P.	35
Weight	640
Transom Width	70"
Maximum Capacity	1300 lbs.
Transom Height	LS
Bottom Gauge	.072



19' Blue Fish
Dual Console

19' Blue Fish Standards

- 40-gallon, built-in gas tank • Full instrumentation
- Walk-thru, wrap-around windshield • Built-in tackle tray
- AM/FM stereo cassette • 2 aerated livewells with bottom drain • (4) 6" cleats • In-floor storage • Port side lockable rod storage • Starboard side storage • 3 bass seats (1 fixed, 2 removable) • Rear bench seating • Trolling motor plug • Bilge pump • Running lights • Horn • Treated floor with lifetime warranty • Vinyl floor covering
- Urethane baked-on paint • Color: Blue

19' Blue Fish Options

- Side and aft curtains • Bow cover • Mooring cover
- Extra seats • Color-coordinated top and boot

17' Blue Fish Standards

- 31-gallon, built-in gas tank • Full instrumentation • Walk-thru wrap-around windshield (D/C)
- Built-in tackle tray • AM/FM stereo cassette • Aerated livewell with bottom drain • Port side lockable rod storage
- Starboard side storage • 3 bass seats (1 fixed, 2 removable) • Trolling motor plug
- Bilge pump • Horn • Running lights • Treated floor with lifetime warranty • Urethane baked-on paint
- Vinyl floor covering • Color: Blue

17' Blue Fish Options

- Side and aft curtains D/C • Bow cover
- Mooring cover • Extra seats • Color-coordinated top D/C • Windshield S/C

14' Blue Fish Standards

- Raised casting platform with storage
- Lockable storage box • Vinyl floor covering
- Aerated livewell with pump • Trolling motor plug • Running lights • Under seat gas tank storage • 2 bass seats (1 removable, 1 swivel) • Treated floor with lifetime warranty • Rod holders • Color: Blue

14' Blue Fish Options

- Mooring cover • CSI sun top • Windshield
- Rear casting platform



17' Blue Fish
Dual Console



17' Blue Fish
Single Console



14' Blue Fish

BLUE FISH	19'	17'	14'
Length	18'10"	17'5"	14'2"
Beam	87"	85 1/2"	67 1/2"
Depth	42"	38"	30"
H.P.	175	125	40
Weight	1100	820	380
Transom Width	84"	74"	60"
Maximum Capacity	1955 lbs.	1380 lbs.	1000 lbs.
Transom Height	LS	LS	LS

B BLUE FISH BOATS

16' Split Seat Standards

Built-in 18-gallon gas tank • 2 large lockable side seat storage boxes • Rod holders • Stationary rear driver's seat • Rear splash well • Stationary rear driver's seat • Rear splash well • Raised bow platform with large storage area below • Lights • Bilge pump • Fuel gauge and switch panel • Trolling motor plug • Splash well compartments for battery & oil tank storage • Wash-down XL Panelam® floor and deck

15' & 14' Split Seat Standards

Seat with gas tank storage • Rod holders • XL-10 plywood between foam and aluminum for easy swivel seat mounting • Bow and stern casting with grab handles • Bow eye • Lockable side storage seat boxes • Front deck tray • Full transom board • Wash-down XL Panelam® floor and deck

15', 14', 13', & 12' Standards

3 aluminum bench seats (2 in 10') • Plywood between foam and aluminum for easy swivel seat mounting • Bow and stern castings with grab handles • Bow eye • Full transom board



13' Yukon




10' Yukon

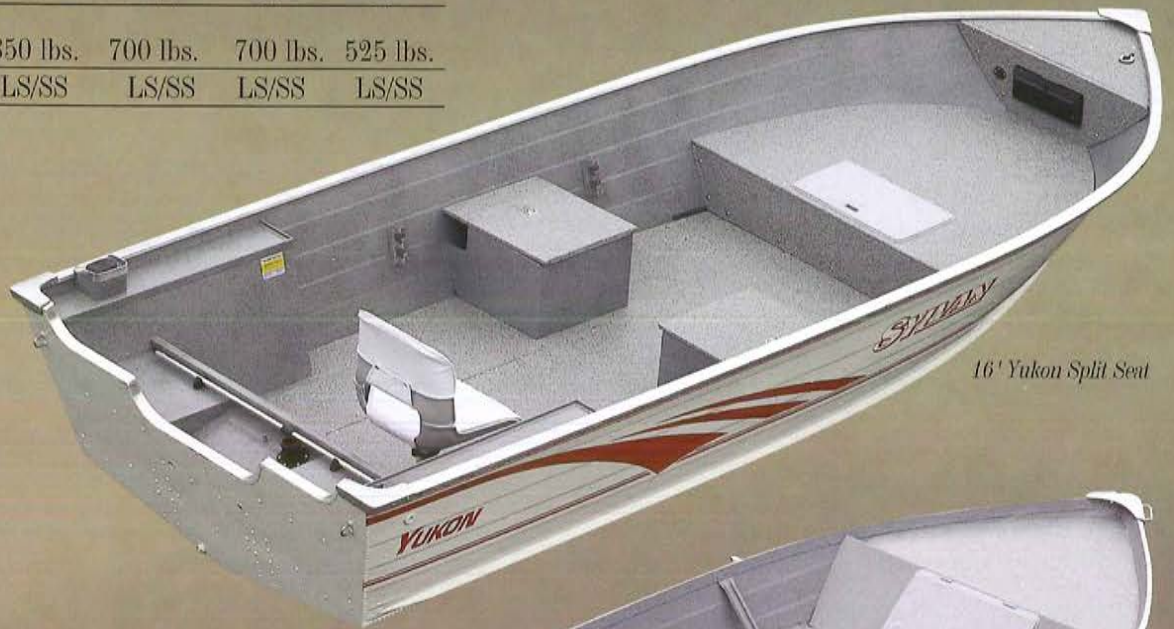


YUKON BOATS


YUKON	15'	14'	13'	12'	10'
Length	14'11"	13'9"	12'11½"	11'10½"	10'
Beam	68"	67"	65¾"	63"	63"
Depth	27"	26"	26"	24"	24"
H.P.	35	40	25	15	7
Weight	330/220	310/210	190	150	120
Transom Width	58 ¾"	60"	56 ¼"	56"	56"
Maximum Capacity	850 lbs.	850 lbs.	700 lbs.	700 lbs.	525 lbs.
Transom Height	LSLS	LS/SS	LS/SS	LS/SS	LS/SS




14' Yukon



16' Yukon Split Seat



15' Yukon Split Seat



15' Yukon



14' Yukon Split Seat

KING FISHER



15' & 16' King Fisher Standards

- Lights • Bilge pump • Fuel gauge (16' only)
- Built-in, 12-gallon fuel tank (16' only) • Raised bow platform with storage • (2) side bow storage compartments • Aluminum bow rails • Wash-down XL Panelam® floor and deck • Rod holders
- Rear splash pan • Center console steering

KING FISHER	16'	15'
Length	16'	15'
Beam	81 1/2"	76"
Depth	33 1/2"	30"
H.P.	60	50
Weight	600	520
Transom Width	74 1/2"	70"
Maximum Capacity	1200 lbs.	1000 lbs.
Transom Height	LS	LS

SYLVAN

Visit us on the Internet at <http://www.SylvanMarine.com>

Sylvan Marine
P.O. Box 65, New Paris, IN 46553
219/831-2950 • Fax: 219/831-7012

Sylvan Marine West
P.O. Box 219, Stayton, OR 97383
503/769-2996 • Fax: 503/769-5835

Sylvan Marine South
P.O. Box 1267, LaGrange, GA 30241
706/882-1438 • Fax: 706/882-9562

Sylvan Marine North
P.O. Box 129, Minong, WI 54859
715/466-5247 • Fax: 715/466-5320

MERCURY
OUTBOARDS

MARINER
OUTBOARDS

FORCE
Outboards
BY MERCURY MARINE