

# Sylvan 79



# Sylvan

The main reason for buying a boat is enjoyment and relaxation, but boating fun varies among water enthusiasts. Sylvan offers a wide selection of aluminum and fiberglass Runabouts, Space Ships, Sport Fishing boats, fishing boats and pontoons designed to meet everybody's boating preference. They are designed and constructed to the same exacting standards

that have made Sylvan a recognized leader for more than twenty-nine years. You can be confident that safety and engineering perfection have been built into your Sylvan boat. The outstanding line of '79 Sylvan boats meets B.I.A. and Coast Guard requirements. Visit your Sylvan dealer soon and let him introduce you to the "good life" with your own Sylvan boat.

## V190 I/O

Sleek and streamlined...the V190's vee-bottom design puts it in a class of its own. The performance and looks of a ski boat combine with the depth and muscle of a sea-going craft to make the V190 a boater's dream. Sylvan quality and craftsmanship are displayed in the V190's interior appointments. Soft cushioned pillow back seats and tasteful teak accents make the V190 distinctly Sylvan. Take the step up to the V190...a step you'll be proud of.

### Specifications V190 I/O

Center length 18' 7" • Beam 96" • Transom width 90" • Interior side depth 33"  
• H.P. optional 6 & V8's.

Color Availability: Sea Blue, Cabana Banana, Sparkling Port, Moonlite Brown.

Standard Equipment: Built-in gas tank • Top and boot • Ice chest • Full instrumentation • In floor storage • Teak swim platform • Bilge and blower • Marine carpet • Glove box • Soft cushioned pillow back seats.

Optional Equipment: Mooring cover • Side and aft curtains • Bow cover.



# V170 O/B I/O



The V170 guarantees top performance from our great Vee hull. This bow rider provides all the extras, including two storage lockers and two side storage compartments. Tasteful teak taff-rails and functional grab rails are final touches to this value-packed boat.

**Specifications: V170 O/B I/O**

Center length 17' 3" • Beam 81" • Transom width 78" • Interior side depth 25" • H.P.—O/B 125 • I/O optional engines.

Color Availability: Sea Blue, Cabana Banana, Sparkling Port, Moonlite Brown.

Standard Equipment: Built-in gas tank • Top and boot • 2 coolers • Marine carpet • Glove box • (Full instrumentation • Bilge and blower • Swim platform and teak taft rails standard in I/O).

Optional Equipment: Mooring cover • Side and aft curtains • Bow cover.



V170 I/O



V170 O/B w/optional instrument panel



# V150 O/B

The V150 may be the "little guy" in the Sylvan fiberglass line, but it's big on features and performance. This wide, dry-riding Vee-hull features a bow section with upholstered seats plus Sylvan's plush cushioned pillow back seats. See the popular V150 at your Sylvan dealer soon.

### Specifications: V150 O/B

Center length 15' 3" • Beam 78" • Transom width 70" • Interior side depth 28" • H.P. 100.

Color Availability: Sea Blue, Cabana Banana, Sparkling Port, Moonlite Brown.

Standard Equipment: Top and boot • Marine carpet • Glove box • Bow rails • Step pads.

Optional Equipment: Mooring cover • Side and aft curtains • Bow cover.



# T 160 O/B I/O & T 180 O/B I/O

T160 I/O



T160 O/B



T180 I/O

Luxury and convenience combine to make the 16' and 18' Tri-vee runabouts a favorite for all ages. Their size offers smooth riding and plenty of power to take you wherever the action is. One look will explain why Sylvan's T 160 and T 180 are great values.

**Specifications: T 160 O/B I/O**

Center length 16' 3" • Beam 82" • Transom width 76" • Interior side depth 22" • H.P.—O/B 115 • I/O Optional engines.

**Color Availability:** T 160 O/B I/O T 180 O/B I/O — Sea Blue, Cabana Banana, Sparkling Port, Moonlite Brown.

**Standard Equipment:** T 160 O/B I/O T 180 O/B I/O — Table—18' I/O only 16' O/B • Built-in gas tank • Marine carpet • Top and boot • Jump seats • Glove box • (Full instrumentation • Bilge and blower standard on I/O's — Teak taff-rails • Teak swim platform on T 180 I/O).

**Optional Equipment:** T 160 O/B I/O T 180 O/B I/O — Mooring cover • Side and aft curtains • Bow cover.

**Specifications: T 180 O/B I/O**

Center length 18' 5" • Beam 86" • Transom width 83" • Interior side depth 26"

Optional seat cover



T160 I/O

# Skipper 18' O/B I/O 22' I/O

The Skippers continue to be a popular go-anywhere, do-anything Sylvan model. Large side storage areas, standard fold-down pillow back sleeper seats and top provide comfort and convenience for lazy day cruises or overnight trips.

## Specifications: 18' Skipper O/B I/O

Center length 18' 3" • Beam 81" • Transom width 78" • Interior side depth 27" • H.P. O/B 140 I/O 120-140.

Color Availability: 18' Skipper – Sea Blue.

**Standard Equipment:** 18' Skipper O/B I/O – Top and boot • Marine carpet • Glove box • Side bumper rails • Built-in gas tank • (Full instrumentation • Bilge and blower on I/O's).

**Optional Equipment:** 18' Skipper O/B I/O – Mooring cover • Side and aft curtains


## Specifications: 22' Skipper I/O

Center length 21' 6" • Beam 90" • Transom width 85" • Interior side depth 32".

Color Availability: 22' Skipper – Cabana Banana.

**Standard Equipment:** 22' Skipper I/O – Top and boot • Marine carpet • glove box • Side bumper rails • Built-in gas tank • Full instrumentation • Bilge and blower • Bow rails • Stern rails • Ladder.

**Optional Equipment:** 22' Skipper I/O – Mooring cover • Side and aft curtains.




22' Skipper I/O



18' Skipper I/O

# 18' Sportster O/B I/O



Whatever your boating preference is, the 18' Sportster guarantees a good time for all. The Vee hull assures stability and comfort at any speed. A top and boot for weather protection neatly stow away when not in use. Discover what over 50 years of aluminum boat building experience has done for the 18' Sportsters.

## Specifications: 18' Sportster O/B I/O

Center length 18' 3" • Beam 82" • Transom width 78" • Interior side depth 27" • H.P. – O/B 140  
• I/O optional engines.

Color Availability: 18' Sportster O/B I/O – Cabana banana, Pompano Yellow.

Standard Equipment: 18' Sportster O/B I/O – Top and boot • Marine carpet • Bow cushions  
• Jump seats • Back rests • Bilge pump • Built-in gas tank - I/O only • Glove box • Side bumper rails • (Full instrumentation and blower on I/O).

Optional Equipment: 18' Sportster O/B I/O – Mooring cover • Side and aft curtains  
• Bow cover. 18' O/B – 12 gal. built in gas tank

**Level flotation on all outboards.**



# 16' Sportster

Ideal for water skiing or just cruising around the lake, the 16' Sportster features great Sylvan performance and dependability. This sharp model has a walk-thru windshield and deluxe interior accented with tough marine carpet and quality vinyl pillow back seats. The deck is carpeted for sure-footed entry and exit.

### Specifications: 16' Sportster


Center length 16' 4" • Beam 76" • Transom width 72" • Interior side depth 25" • H.P. 85.

Color Availability: 16' Sportster — Sea Blue, Port Red, Moonlite Brown.


Standard Equipment: Sliding doors to gas tank • Side bumper rails • Non-skid carpeted deck  
• Bilge pump • Bow cushions and back rests • Marine carpet • Split bow rails.

Optional Equipment: Top and boot • Mooring cover • Side and aft curtains • Bow cover.

**Level flotation on all outboards.**



# 14' Sportster



For the family who wants performance without big horsepower, the answer is the Sylvan 14' Sportster. Easy to trailer and maintain, the Sportster is designed to take years of wear and tear. Hulls and decks are constructed of 5052 marine aluminum. The one-piece aluminum bottom eliminates a center keel seam. Lush pillow back sleeper seats add the final touch to this great boat.

## Specifications: 14' Sportster

Center length 14' 4" • Beam 65" • Transom width 58" • Interior side depth 22" • H.P. 55.

Color Availability: Sea Blue.

Standard Availability: Pillow back sleeper seats • Bow cushions • Bow back rests.

Optional Equipment: Mooring cover • Bow rails • Top, side, aft and bow cover.

**Level flotation on all outboards.**



# Fishing Boats & Sport Fishing Boats

Sylvan's line of fishing boats is designed to insure excellent rough-water handling and sea-going maneuverability. The interiors were planned to meet the needs of any enthusiastic fisherman. An abundance of storage for stowing gear plus well-planned seating makes the Sylvan fishing boats outstanding values.

#### Specifications: 16' Rodmaster

Center length 16' 4" • Beam 76" • Transom width 70" • Interior side depth 25" • H.P. 85.


Color Availability: Green, Brown.

Standard Equipment: 16' Rodmaster — Bilge pump • Lockable rod box • Mechanical steering

- Removable front seat pedestals with arms
- Swivel driver's seat
- Live well and pump
- Sliding doors to gas tank
- Bow and stern lights.

Optional Equipment: Windshield • Bow rails • Sun top • Mooring cover • Ice chest.

**Level flotation on all O/B's.**






**Specifications: 18' Rodmaster**

Center length 18' 3" • Beam 81" • Transom width 78" • Interior side depth 27" • H.P. 140.

Color Availability: Brown.

Standard Equipment: 18' Rodmaster – Bilge pump • Lockable rod box • Swivel driver's seat • Mechanical steering • Removable front seat pedestals with arms • Bow and stern lights • Live well and pump • Sliding doors to gas tank • Built-in gas tank

Optional Equipment: 18' Rodmaster – Windshield • Bow rails • Sun top • Mooring cover • Ice chest.



**Specifications: 16' Seaman Explorer**

Center length 16' 5" • Beam 65" • Transom width 58" • Interior side depth 23" • H.P. 55.

Color Availability: Green, White.

**Standard Equipment:** 16' Seaman Explorer – Rod holders • Mechanical steering • Bow and stern lights • Live well with pump • Two removable pedestals • Sliding doors to gas tank • Raised front casting platform • Bilge pump.

**Optional Equipment:** 16' Seaman Explorer – Bow rails • Arm rests • Sun top • Windshield • Mooring cover.

**Specifications: 14' Seaman Explorer**

Center length 14' 4" • Beam 65" • Transom width 57" • Interior side depth 22" • H.P. 40.

Color Availability: Green, White.

**Standard Equipment:** 14' Seaman Explorer – Live well with pump • Two pedestal seats • Motor well • Rod holders • Mechanical steering • Bow and stern lights.

**Optional Equipment:** 14' Seaman Explorer – Windshield • Sun top • Mooring cover • Seat arms • Bow rails.

**14' Seaman Explorer**



**16' Seaman Explorer**

12' SEA BREEZE



14' SEA BREEZE



**Color Availability: White**

**12' Sea Breeze** — Center length 12' 3" • Beam 52 $\frac{3}{4}$ " • Transom width 48 $\frac{1}{2}$ " • Interior side depth 19 $\frac{3}{4}$ " • H.P. 10.

**14' Sea Breeze** — Center length 14' 2 $\frac{3}{4}$ " • Beam 53" • Transom width 48 $\frac{1}{2}$ " • Interior side depth 21" • H.P. 15.


**14' — 3 Sea Snapper** — Seats 3 • Center length 14 $\frac{1}{2}$ " • Beam 62 $\frac{3}{4}$ " • Transom width 56 $\frac{1}{2}$ " • Interior side depth 24" • H.P. 30.

**14' — 4 Sea Snapper** — Seats 4 • Center length 14 $\frac{1}{2}$ " • Beam 62 $\frac{3}{4}$ " • Transom width 56 $\frac{1}{2}$ " • Interior side depth 24" • H.P. 30.

**16' Sea Snapper** — Center length 16' 3" • Beam 68" • Transom width 64" • Interior side depth 30" • H.P. 40.



14' SEA SNAPPER



16' SEA SNAPPER



A complete line of canoes is available from Sylvan — built to the same exacting standards as all Sylvan products. Canoes are available in double end and square stern (17' double end illustrated). All models are constructed of heat treated 6061 T-6 aluminum alloy and feature safety span construction.

# Space Ships

Great family boating is yours with any one of Sylvan's seven Space Ships. Extraordinary in appearance, with interiors designed to accommodate good-sized groups and provide an abundance of storage room. Outstanding Sylvan performance makes Space Ship boating an exciting adventure. The new deluxe Space Ships are the complete boats for family fun. Discover a unique experience with the Space Ships from Sylvan.

## Specifications

	Center Length	Beam	Transom Width	Max. h.p. rating
15' O.B.	15' 4"	94"	85"	100
17' O.B.	16' 10"	94"	85"	150
19' O.B.	18' 10"	94"	85"	180
19' Deluxe O.B.	18' 10"	94"	85"	180

**Standard Equipment** – Space Ships: 18 gal. gas tank • (12 gal. tank on 15' model) • Marine carpet • Level foam flotation on O.B.'s • full foam flotation on I/O's • Stainless steel bow and stern eyes • Full railing • Mechanical steering • Bilge pump • Full instrumentation on I/O's • Metal flake striping.

**Optional Equipment** – Space Ships: Ice chest • Sleeper seats • Boarding ladder • Bimini top • Camper enclosure • Mooring cover • Wind deflector • Windshield • Full instrumentation on outboards • Table on 19' model.

**Standard Equipment** – Deluxe Space Ships: 18 gal. gas tank • Marine carpet • Level foam flotation on O.B.'s • Full foam flotation on I/O's • Stainless steel bow and stern eyes • Mechanical steering • Full teak railing, teak step pads and teak swim platform • Ice box • Built-in removable table • Sun cushions • Bilge pump • Console storage • Full instrumentation and blower on I/O.

**Optional Equipment** – Space Ships: Wind deflector • AM/FM radio with 8-track tape and 4 speakers I/O only • Bimini top • Camper enclosure • Mooring cover • O.B. instrumentation. Silver Streak Special Edition.

**Color Availability:** Sea Blue, Moonlite Brown, Sparkling Port, Cabana Banana.

Silver Streak Edition



19' Deluxe





15 O/B



Optional ladder



Optional sleeper seats



Optional cooler



19 I/O



17 O/B



Camper enclosure



# Sylvan



Sylvan also makes a complete line of pontoon boats.

Due to continuous research policy, specifications and prices are subject to change without notice.

