

SYLVAN

1987 PONTOONS & SPACE SHIPS



Start your search for summer fun and relaxation right here with the Sylvan 24' Special Edition.

There aren't many choices once you look at the Special Edition because everything you need is right here. The complete 9-piece furniture set is complemented by the bar with two stools and a built-in ice box.

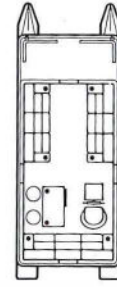
Plus, you'll find the high pile marine carpet, bold accent striping, deluxe console and deluxe helm seat all to your liking.

And, if that isn't enough, this year we've added an optional sun deck for the sun worshipers in your group. The rear sun deck adds an extra dimension to what is already a very versatile, all-around boat.

Optional sun deck.



24' SPECIAL EDITION



Standard Equipment: 9-piece furniture set • Bar w/stools & ice box • Deluxe console • Deluxe helm seat • High pile marine carpeting • Bow rails • Anodized 1 1/4" railing • Accent striping • Running lights • Glove box • Gas tank and battery tray • Right-hand steering • Treated floor • Etched pontoon tubes • 4 gates.

Options: Sun deck • Furniture covers • Mooring cover • Aluminum cover top • Camper enclosure • Boarding ladder • Salt water package • 22" tubes & 115 H.P. rating • Adjustable transom – max. 35 H.P. (no extra cost).

Don't bother looking anywhere else, the Sylvan Special Edition is everything you'll ever need.

Colors: Pearl/Blue • Pearl/Red • Copper • Brown

*Pontoons are non-planing boats. For best speed and performance results, we recommend 22" diameter pontoons for 70 H.P. and above.

MODEL	PONTOONS		DECK			SUPPORT CHANNELS	NET WEIGHT (LBS.)	MAXIMUM H.P.
	LENGTH	DIAMETER*	LENGTH	ENCLOSED	WIDTH			
24' SPECIAL EDITION	24'	19"	20'	16'	8'	11	1155	70

SYLVAN SPECIAL EDITION



24' SPECIAL EDITION

Extra special for 1987 is the Sylvan Limited Edition.

the Textra Furniture Package that makes this pontoon a cut above the rest.

The furniture stays cool even on the hottest summer day because the open-weave construction of the upholstery allows air to circulate more freely than with other coverings. Plus, water evaporates more rapidly and drains faster with this unique design.

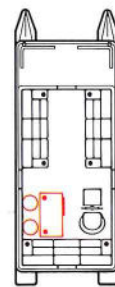
Easier to clean and maintain too. You'll find these specially treated cushions withstand sunlight, moisture and even atmospheric chemicals better than anything you've ever seen before.

Plus, the hinged seats and cushion snaps make these a breeze to store.

If all that isn't enough for you go ahead and order the optional rear sun deck or the bar with stools and ice box.

No matter what, you'll enjoy years of boating pleasure with the Sylvan Limited Edition. It's built tough and backed by the finest 10-year limited warranty in the business. Ask your dealer for the details then climb aboard and leave the rest of the world behind.

24' LIMITED EDITION



Standard Equipment: Deluxe 9-piece furniture set • Deluxe console • Deluxe helm seat • High pile marine carpeting • Bow rails • Anodized 1 1/4" railing • Accent striping • Running lights • Glove box • Gas tank and battery tray • Right-hand steering • Treated floor • Etched pontoon tubes • 4 gates.

Options: Bar w/stools • Sun deck • Furniture covers • Mooring cover • Aluminum cover top • Camper enclosure • Boarding ladder • Salt water package • 22" tubes & 115 H.P. rating • Adjustable transom — max. 35 H.P. (no extra cost).

Options in Red

Colors: Red • Blue • Brown

*Pontoons are non-planing boats. For best speed and performance results, we recommend 22" diameter pontoons for 70 H.P. and above.

MODEL	PONTOONS		DECK			SUPPORT CHANNELS	NET WEIGHT (LBS.)	MAXIMUM H.P.
	LENGTH	DIAMETER*	LENGTH	ENCLOSED	WIDTH			
24' LIMITED EDITION	24'	19"	20'	16'	8'	11	1155	70

SYLVAN LIMITED EDITION



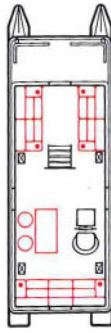
24' LIMITED EDITION

The 28' Sylvan Supremes start off by offering you all the room you'll ever need on a pontoon boat. In fact, in 1987 we've moved the fully anodized 1 1/4" deck railings to the very edge of the deck expanding the enclosed deck to its maximum size.

And if that still isn't enough room for you and your friends you can always order a Sylvan Supreme Hard Top. The Hard Top Supremes take your fun to new heights and leaves you plenty of room for plenty of people.

The Supremes all come with color coordinated deluxe steering consoles. The console includes a teak and chrome steering wheel that puts you in complete control as you cruise the lake for hours in this great looking pontoon.

28' SUPREME HARD TOP



Standard Equipment: Deluxe console • Deluxe helm seat • High pile marine carpeting • Treated floor • Bow rails • Anodized 1 1/4" railing • Etched pontoon tubes • 4 gates • Running lights • Glove box • Gas tank and battery tray • Right-hand steering • Mechanical steering • Etched pontoon tubes.

Options: Sun deck • 7-piece furniture set • Bar w/stools & ice box • Furniture covers • Boarding ladder • Salt water package • 22" tubes & 90 H.P. rating • Adjustable transom — max. 35 H.P. (no extra cost).

Options in Red

Colors: Pearl/Blue • Pearl/Red • Copper • Brown

*Pontoons are non-planing boats. For best speed and performance results, we recommend 22" diameter pontoons for 70 H.P. and above.

MODEL	PONTOONS		DECK			SUPPORT CHANNELS	NET WEIGHT (LBS.)	MAXIMUM H.P.
	LENGTH	DIAMETER*	LENGTH	ENCLOSED	WIDTH			
28' SUPREME HARDTOP	28'	19"	24'	20'	8'	13	1700	70

SYLVAN SUPREME SERIES



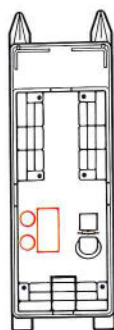
28' SUPREME HARDTOP

Other Sylvan Supreme extras include deck railings that are made of anodized aluminum to provide an extra measure of safety while allowing swimmers to exit or enter the water from either side.

You'll also appreciate the Supreme double-post canopy uprights that make it easy to raise and lower the color coordinated canopy. And the canopy running lights are prewired with quick disconnect plugs mounted on each post.

Sylvan Supremes are the top of the line in Sylvan quality and value. Choose the one that's just right for you.

28' SUPREME DELUXE I/O

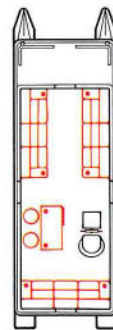


Standard Equipment: 8-piece furniture set • Ice box • Deluxe console • Deluxe helm seat • High pile marine carpeting • Bow rails • Anodized 1 1/4" railing • Running lights • Mechanical steering • Treated floor • Etched pontoon tubes • Bilge pump & blower • 3 gates.

Options: Bar w/stools & ice box • Furniture covers • Mooring cover • Aluminum cover top • Boarding ladder • Salt water package.

Options in Red

28' SUPREME



Standard Equipment: Deluxe console • Deluxe helm seat • High pile marine carpeting • Treated floor • Bow rails • Anodized 1 1/4" railing • Etched pontoon tubes • 4 gates • Running lights • Glove box • Gas tank and battery tray • Right-hand steering • Mechanical steering.


Options: Sun deck • 9-piece furniture set • Bar w/stools & ice box • Furniture covers • Mooring cover • Aluminum cover top • Camper enclosure • Boarding ladder • Salt water package • 22" tubes & 115 H.P. rating • Adjustable transom – max. 35 H.P. (no extra cost).

Options in Red


Colors: Pearl/Blue • Pearl/Red • Copper • Brown

*Pontoons are non-planing boats. For best speed and performance results, we recommend 22" diameter pontoons for 70 H.P. and above.

MODEL	PONTOONS		DECK			SUPPORT CHANNELS	NET WEIGHT (LBS.)	MAXIMUM H.P.
	LENGTH	DIAMETER*	LENGTH	ENCLOSED	WIDTH			
28' SUPREME DELUXE I/O	28'	22"	24'	20'	8'	13	1300	140
28' SUPREME	28'	19"	24'	20'	8'	13	1300	70



28' SUPREME DELUXE I/O



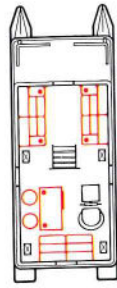
28' SUPREME

The Sylvan Supremes in 24' and 20' pontoon lengths bring you all the quality construction and styling features of the larger Supremes in just a little less space.

Start by looking at all the room in the 24' Supreme Hard Top. Two large deck areas for you to enjoy the summer fun.

Or enjoy the extra horsepower of the 24' Supreme Deluxe I/O.

24' SUPREME HARD TOP

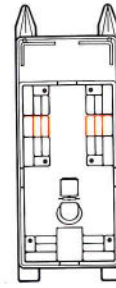


Standard Equipment: Deluxe console • Deluxe helm seat • High pile marine carpeting • Treated floor • Bow rails • Anodized 1 1/4" railing • Etched pontoon tubes • 4 gates • Running lights • Glove box • Gas tank and battery tray • Right-hand steering • Mechanical steering • 22" tubes.

Options: Sun deck • 6-piece furniture set • Bar w/stools & ice box • Furniture covers • Boarding ladder • Salt water package • Adjustable transom — max. 35 H.P. (no extra cost).

Options in Red

24' SUPREME DELUXE I/O



Standard Equipment: 6-piece furniture set • Ice box • Deluxe console • Deluxe helm seat • High pile marine carpeting • Anodized 1 1/4" railing • Running lights • 22" tubes • Bilge pump & blower • Full instrumentation • Center steering only • Mechanical steering • Treated floor • Etched pontoon tubes • 3 gates.

Options: 2-piece furniture set • Furniture covers • Mooring cover • Aluminum cover top • Salt water package.


Options in Red

Colors: Pearl/Blue • Pearl/Red • Copper • Brown

* Pontoons are non-planing boats. For best speed and performance results, we recommend 22" diameter pontoons for 70 H.P. and above.

MODEL	PONTOONS		DECK			SUPPORT CHANNELS	NET WEIGHT (LBS.)	MAXIMUM H.P.
	LENGTH	DIAMETER*	LENGTH	ENCLOSED	WIDTH			
24' SUPREME HARDTOP	24'	22"	20'	16'	8'	11	1500	115
24' SUPREME DELUXE I/O	24'	22"	20'	16'	8'	11	1155	140

SYLVAN SUPREME SERIES

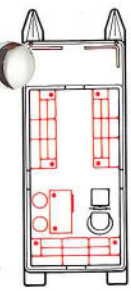


24' SUPREME HARDTOP



24' SUPREME DELUXE I/O

24' SUPREME

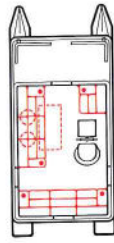


Standard Equipment: Deluxe console • Deluxe helm seat • High pile marine carpeting • Treated floor • Bow rails • Anodized 1 1/4" railing • Etched pontoon tubes • 4 gates • Running lights • Glove box • Gas tank and battery tray • Right-hand steering • Mechanical steering.

Options: 9-piece furniture set • Bar w/ stools & ice box • Furniture covers • Mooring cover • Aluminum cover top • Camper enclosure • Salt water package • 22" tubes & 115 H.P. rating • Adjustable transom — max. 35 H.P. (no extra cost).

Options in Red

20' SUPREME



Standard Equipment: Deluxe console • Deluxe helm seat • High pile marine carpeting • Treated floor • Bow rails • Anodized 1 1/4" railing • Etched pontoon tubes • 4 gates • Running lights • Glove box • Gas tank and battery tray • Right-hand steering • Mechanical steering.

Options: 7-piece furniture set • Bar w/ stools & ice box • Furniture covers • Mooring cover • Aluminum cover top • Camper enclosure • Boarding ladder • Salt water package • 22" tubes & 90 H.P. rating • Adjustable transom — max. 35 H.P. (no extra cost).

Options in Red

What makes a Sylvan Supreme?

Sylvan Supremes are the top of the line in quality and value. Standard for standard and option for option you'll not find a better priced, better built pontoon anywhere else.

That's why we call them Supremes and back them with a 10 year limited warranty.

Colors: Pearl/Blue • Pearl/Red • Copper • Brown

*Pontoons are non-planing boats. For best speed and performance results, we recommend 22" diameter pontoons for 70 H.P. and above.

MODEL	PONTOONS		DECK			SUPPORT CHANNELS	NET WEIGHT (LBS.)	MAXIMUM H.P.
	LENGTH	DIAMETER*	LENGTH	ENCLOSED	WIDTH			
24' SUPREME	24'	19"	20'	16'	8'	11	1155	70
20' SUPREME	20'	19"	16'	12'	8'	9	1015	50



24' SUPREME



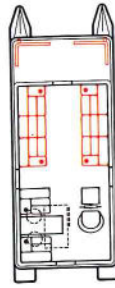
20' SUPREME

What's the Sylvan Advantage?

The Sylvan Advantages offer you all the solid construction and design features that have been the Sylvan trademark for years. Plus, you choose from a wide array of options to fit your specific needs and your pocketbook. The Advantage is all yours!

The Advantage Deluxe is the top of this line and has such nice extra touches as a color coordinated canopy, and your choice between a bar with stools and ice box or a dinette table.

24' ADVANTAGE DELUXE

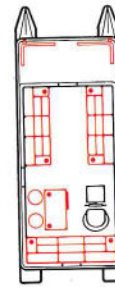


Standard Equipment: Bar w/stools or dinette set • Deluxe top • Helm seat • Grass carpeting • High fence w/stripping • 1 1/4" etched railing • Etched pontoon tubes • 4 gates • Gas tank and battery tray • Right-hand steering • Running lights • Steering console • Mechanical steering.

Options: 6-piece furniture set • Furniture covers • Mooring cover • Boarding ladder • Salt water package • Adjustable transom – max. 35 H.P. (no extra cost) • Bow rails • Aluminum cover top.

Options in Red

24' ADVANTAGE



Standard Equipment: Surrey top • Upholstered steering stand and seat • Grass carpeting • High fence w/stripping • 1 1/4" etched railing • Etched pontoon tubes • 4 gates • Gas tank and battery tray • Mechanical steering • Right-hand steering • Treated floor.

Options: 9-piece furniture set • Bar w/stools & ice box • Furniture covers • Mooring cover • Boarding ladder • Salt water package • Adjustable transom – max. 35 H.P. (no extra cost) • Bow rails • Running lights • Deluxe top • Aluminum cover top.

Options in Red

Colors: Pearl/Blue • Pearl/Red • Copper • Brown

*Pontoons are non-planing boats. For best speed and performance results, we recommend 22" diameter pontoons for 70 H.P. and above.

MODEL	PONTOONS		DECK			SUPPORT CHANNELS	NET WEIGHT (LBS.)	MAXIMUM H.P.
	LENGTH	DIAMETER*	LENGTH	ENCLOSED	WIDTH			
24' ADVANTAGE DELUXE	24'	19"	20'	16'	8'	11	1200	70
24' ADVANTAGE	24'	19"	20'	16'	8'	11	1200	70

SYLVAN ADVANTAGE SERIES

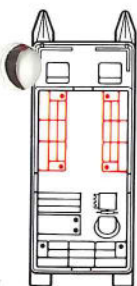


24' ADVANTAGE DELUXE



24' ADVANTAGE

24' FISHING ADVANTAGE

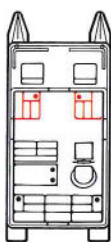


Standard Equipment: Dinette table • 3-piece rear furniture package • Captain's chair • Flipback seat • Steering console • 2 relocatable fishing seats • 4 fishing seat positions • Surrey top • Grass carpeting • Bow rails • High fence w/stripping • 1 1/4" etched railing • Etched pontoon tubes • 4 gates • Running lights • Gas tank and battery tray • Right-hand steering • Live well w/pump • Rod holders.

Options: 6-piece furniture set • Furniture covers • Mooring cover • Boarding ladder • Salt water package • Adjustable transom — max. 35 H.P. (no extra cost) • Deluxe top • Aluminum cover top.

Options in Red

20' FISHING ADVANTAGE



Standard Equipment: Dinette table • 3-piece rear furniture package • Captain's chair • Flipback seat • Steering console • 2 relocatable fishing seats • 4 fishing seat positions • Surrey top • Grass carpeting • Bow rails • High fence w/stripping • 1 1/4" etched railing • Etched pontoon tubes • 4 gates • Running lights • Gas tank and battery tray • Right-hand steering • Live well w/pump • Rod holders • Treated floor.

Options: 2-piece furniture set • Furniture covers • Mooring cover • Boarding ladder • Salt water package • Adjustable transom — max. 35 H.P. (no extra cost) • Deluxe top • Aluminum cover top.

Options in Red

The fisherman in the family will be especially interested in either the 24' or 20' Fishing Advantage. Each one comes with a dinette table, rod holders, live well with pump and two relocatable swivel fishing seats. Pull in your lines, hide the poles and you've got a great looking pontoon boat at your disposal too.

That's like getting two boats for the price of one!

Colors: Pearl/Blue • Pearl/Red • Copper • Brown

*Pontoons are non-planing boats. For best speed and performance results, we recommend 22" diameter pontoons for 70 H.P. and above.

MODEL	PONTOONS		DECK			SUPPORT CHANNELS	NET WEIGHT (LBS.)	MAXIMUM H.P.
	LENGTH	DIAMETER*	LENGTH	ENCLOSED	WIDTH			
24' FISHING ADVANTAGE	24'	19"	20'	12'	8'	11	1400	70
20' FISHING ADVANTAGE	20'	19"	16'	12'	8'	9	1195	50



24' FISHING ADVANTAGE

20' FISHING ADVANTAGE

The 20' and 16' Advantages are backed by the same 10 year limited warranty as all the other Sylvan pontoons so you know they're built for years of use.

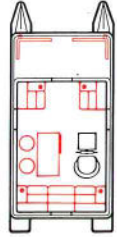
All decks are made of exterior plywood treated with a special wood-life preservative and the edge is entirely trimmed with aluminum extrusion for even more strength.

Extra features like nose cones that are capped with a solid aluminum extrusion for added strength and nose cone deflectors to keep the spray off the deck.

Etched, heavy gauge aluminum pontoon tubes have a 3/4" keel bar that runs their entire length. Every two feet there is a heavy cross support channel that further insures durability and value.

Add all these construction features and durability to the beauty of the 1987 color schemes and you'll begin to understand why we're proud of this year's lineup of Sylvan pontoons. Order yours today!

20' ADVANTAGE

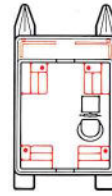


Standard Equipment: Surrey top • Upholstered steering stand and seat • Grass carpeting • High fence w/stripping • 1 1/4" etched railing • Etched pontoon tubes • 4 gates • Gas tank and battery tray • Right-hand steering • Treated floor.

Options: 5-piece furniture set • Bar w/ stools & ice box • Furniture covers • Deck rails • Salt water package • Adjustable transom — max. 35 H.P. (no extra cost) • Bow rails • Running lights • Deluxe top • Aluminum cover top.

Options in Red

16' ADVANTAGE



Standard Equipment: Surrey top • Upholstered steering stand and seat • Grass carpeting • High fence w/stripping • 1 1/4" etched railing • Etched pontoon tubes • 2 gates • Gas tank and battery tray • Right-hand steering • Treated floor.

Options: 5-piece furniture set • Furniture covers • Salt water package • Adjustable transom — max. 25 H.P. (no extra cost) • Running lights.

Options in Red

Colors: Pearl/Blue • Pearl/Red • Copper • Brown

*Pontoons are non-planing boats. For best speed and performance results, we recommend 22" diameter pontoons for 70 H.P. and above.

MODEL	PONTOONS		DECK			SUPPORT CHANNELS	NET WEIGHT (LBS.)	MAXIMUM H.P.
	LENGTH	DIAMETER*	LENGTH	ENCLOSED	WIDTH			
20' ADVANTAGE	20'	19"	16'	12'	8'	9	995	50
16' ADVANTAGE	16'	19"	12'	10'	8'	7	850	25

SYLVAN ADVANTAGE SERIES



20' ADVANTAGE



16' ADVANTAGE

14 REASONS TO BUY SYLVAN.

1. Nose cones on all Sylvan boats have upswept design and are capped with a solid aluminum extrusion for added strength. Spray onto the deck is eliminated by deflectors on both nose cones.

2. Heavy gauge aluminum pontoons are etched for lasting beauty. Bulkhead at every weld seam, 3/4" aluminum keel bar runs full length of each pontoon. Heavy cross support channels every two feet.

3. Deck and canopy running lights are prewired. Top lights have quick disconnect plugs mounted on canopy posts. (Supreme line only.)

4. Entire deck edge is trimmed in aluminum extrusion for protection and beauty.

5. Swim deck railing provides extra safety factor and allows entry or exit from either side. Made of anodized aluminum. (Supreme line only.)

6. Deck railings of 1 1/4" square aluminum are fully anodized; no oxide rub-off. Advantage 1 1/4" acid etched railings.

7. All Sylvan Supremes have four gates (except 28 I/O and 24 I/O) that open in for safety. Each gate has a vinyl coated latch and welded hinges for extra strength.

8. Deck is exterior plywood treated with Wood-life preservative. Marine pile carpeting covers entire deck.

9. Fence and gate panels of aluminum with color-fast, baked-on enamel. Panels are locked-in by Sylvan designed extrusion. Color availability: Blue, Brown, Rust and Red.


10. Double-post canopy uprights permit easy raising or lowering of canopy. Anodized aluminum.

11. Upholstered, water-resistant pilot's chair. Steering stand upholstered to match pilot's chair. Teak and chrome wheel. Built-in lockable compartment. (Supreme line only.)

12. All Sylvan canopies are made of weather-resistant fabric. Canopies are color coordinated with deck covering, fencing, steering stand and pilot's chair. Curved design for water run-off. (Four double-post uprights provide solid support.)


13. Gates on Sylvan pontoon boats open inward only. And all models (except 28 I/O and 24 I/O) have rear gates for easy access to motor, fuel tank and ski ropes.

14. Fixed transom is made of heavy anodized aluminum with marine plywood motor mount. (Maximum h.p. for long shaft motors is 115 H.P.-22" tube.) Adjustable transom available at no extra cost for short or long shaft up to max. 35 h.p.



At no extra cost boat can be ordered with steering on left center or right center, or right side.

ACCESSORIES



(1)



(2)



(3)

(1) Boarding Ladder (2) Mooring Cover (3) New Canopy for 1987 (4) Seat Covers (5) I/O Console (6) Aluminum Cover Top (7) Bar with Ice Box and Stools (8) Standard Console



(4)



(5)




(6)



(7)



(8)



Sylvan Space Ships offer the best of all worlds. Pull a skier. Take a quiet cruise around the lake. Or just settle down for a picnic on the built-in removable table.

SS 19' I/O

Standard Equipment: Wind deflector • Built-in removable table • Sun cushions • Full instrumentation and blower • Bilge pump • Marine carpet • Teak step pads • Ice box • Full teak railing • Teak swim platform with swing-down step.


Options: Bimini top • Camper enclosure • Mooring cover • AM/FM radio/cassette tape & 4 speakers • Additional teak swim platform with swing-down step.

SS 19' O.B.

Standard Equipment: Wind deflector • Built-in removable table • Sun cushions • Marine carpet • Full teak railing • Teak step pads • Teak swim platform with swing-down step • Bilge pump.

Options: AM/FM cassette & 4 speakers • Bimini top • Camper enclosure • Mooring cover • O.B. instrumentation • Additional teak swim platform with swing-down step.

SS 19' I/O & O.B.



Sylvan Space Ships fast becoming



SS 19' I/O

Roomy interiors with plenty of storage space are complemented with the all new stylish interior decors for 1987.

SS 17' O.B.

Standard Equipment: Wind deflector • Built-in removable table • Sun cushions • Marine carpet • Teak step pads • Full teak railing • Teak swim platform with swing-down step • Bilge pump.

Options: AM/FM cassette & 4 speakers • Bimini top • Camper enclosure • Mooring cover • O.B. instrumentation • Additional teak swim platform with swing-down step.

SS 17' I/O

Standard Equipment: Wind deflector • Sun cushions • Built-in removable table • Full instrumentation and blower • Bilge pump • Marine carpet • Teak step pads • Ice box • Full teak railing • Teak swim platform with swing-down step.

Options: Bimini top • Camper enclosure • Mooring cover • AM/FM radio with 8-track cassette tape & 4 speakers • Additional teak swim platform with swing-down step.

SS 17' I/O & O.B.

America's Number 1 choice for summer fun!




SS17' I/O

SS 15' O.B.

Standard Equipment: Wind deflector • Pillowed interior • Teak step pads • Marine carpet • Full teak railing • Teak swim platform with swing-down step • Bilge pump.

Options: AM/FM cassette & 4 speakers • Bimini top • Camper enclosure • Mooring cover • O.B. instrumentation • Additional teak swim platform with swing-down step.



SS 15' O.B.



SS15' O.B.

SPECIFICATIONS

Space Ships	Center Length	Beam	Transom Width	Max. H.P.	Interior Side Depth	Dry Wt.
SS 15' O.B.	15' 4"	94"	85"	100	24"	1075 lbs.
SS 17' I/O	16' 10"	94"	85"	200	29"	1500 lbs.
SS 17' O.B.	16' 10"	94"	85"	150	29"	1400 lbs.
SS 19' I/O	18' 7"	94"	85"	230	29"	1733 lbs.
SS 19' O.B.	18' 7"	94"	85"	180	29"	1700 lbs.

Colors: Pearl/Red • Pearl/Blue • Gray/Red • Gray/Blue • Brown • Copper

I/O Motor Weights (Approximate):

Merc: 120-570 lbs., 140-596 lbs.,
470-677 lbs., V-6 185-850 lbs., 190-780 lbs.,
200-900 lbs., 230-900 lbs., 260-901 lbs.

OMC: 120-596 lbs.; 140-640 lbs., 175-850 lbs.,
V-6 205-850 lbs., 230 P/S-944 lbs.,
260 P/S-939 lbs.

ACCESSORIES



Built-in Cooler



Camper Enclosure



Bimini Top



Space Ship Console

PADDLE DECK & RAFT



SYLVAN PADDLE DECK

Specifications: Length 11' • Beam 78" • Approx. weight 210 lbs.

Colors: Pearl/Red • Pearl/Blue • Brown • Copper

SYLVAN RAFT

Specifications: Length of pontoons 10' • Diameter of pontoons 19" • Deck size 8' x 10' • Anchor ring 3" • Net weight 350 lbs. • Capacity 1000 lbs.

Optional Equipment: Swim rails • Ladder

Colors: Rust • Brown • Blue • Red

Sylvan jackets, shirts, hooded sweat shirts and hats are available through your Sylvan dealer.

THE SYLVAN STORY

The following excerpts are from an article published by Boat & Motor Dealer. The article outlines Sylvan's emergence in the marine industry.

The entire article is available upon request.

"Harold Schrock is living proof that anonymity is a gift that any industry, no matter how small, can bestow on its own, no matter how large. With a name known only to a handful within the industry in which he has spent most of the past four decades, Schrock was Mr. Starcraft most of the time and now is president of Sylvan Marine.

"Schrock literally grew up in the boat business, having been identified during much of his working life with family business, Starcraft, Inc. Organized by his father, Arthur, a farmer (who died in 1966 at 85), in 1903 as the Star Tank Company, the company for years manufactured steel livestock watering tanks and other livestock feeding equipment.

"For nearly 75 years, the Schrock family has had its roots and Starcraft its headquarters in Goshen, Ind., a small county seat in Northern Indiana.

"Schrock and his family sold out to Bangor Punta in 1966...

"His selling to Bangor Punta was not the first time Schrock had been determined to sell. In the late 50s, during the 1958 downturn, Schrock became disenchanted with the boat business and agreed to sell to Chris Craft for \$1.5 million. Having agreed to that figure verbally with their New York office, Schrock and his attorney went to Pompano Beach headquarters to sign. But they were told by someone there that the figure was actually \$1.4 million, not \$1.5 million, \$100,000 less. Angered by this, Schrock flew home

without concluding a deal. Instead of selling, he decided to make a public offering among Goshen residents and wound up selling 20% of the stock for \$3 million.

"From 1966 to 1969, Schrock continued as president of Starcraft, then a part of Bangor Punta's marine group.

"He decided to re-enter boat building. His son-in-law, John Graff, had acquired Sylvan Industries, Inc., a manufacturer of houseboats and pontoon boats in 1965. Houseboats were dropped in 1968, and the line of pontoon boats expanded. Schrock first acquired from Graff the majority of stock in Sylvan, then a controlling interest in Smokercraft, a line of aluminum fishing boats and canoes. He merged operations of these companies to form Sylvan Marine, and immediately began work on a new line of fiberglass runabouts and deck-type boats.

"Schrock makes clear that his objective in boat-building is not to 'build all the boats in the world,' or even become a large builder, much less 'one of the larger ones.' He explains 'I want to build a good quality boat at a reasonable price. I want to remain a small builder with the volume required to make a decent profit return.'

"Though Schrock has been devoting a considerable amount of his time in the past year or so to Sylvan marine, he has a number of other business interests he actively heads."



10 YEAR LIMITED WARRANTY.

Sylvan warrants each new fiberglass hull and aluminum welded hull for a period of two (2) years and each new riveted aluminum hull for a period of ten (10) years from date of purchase, by the original purchaser (based on years of use, under normal recommended operating conditions) as described in the warranty folder. A copy of the Sylvan Limited Warranty is attached to each new Sylvan boat, or may be obtained from any Sylvan dealer or from the Sylvan factory.

If you don't find the boat to fit your needs in this brochure, ask your dealer about the other fine boats from Sylvan Marine.

Note: In our continuing effort to build the best quality boats at an affordable price it may become necessary during the course of the year to change specifications or materials used in construction. We reserve the right to make changes without prior notification.

Optional equipment is shown in some photographs used in this brochure. Please confirm standards and options with your dealer.

All warranty information is available from your Sylvan Dealer or directly from Sylvan Marine. Please write for more information.

Relax...it's a
Sylvan

SYLVAN MARINE
P.O. Box 65
New Paris, Indiana 46553
(219) 831-2950
Easy Link Mailbox 62803594
Telex #516574

SYLVAN MARINE
P.O. Box 1267
Callaway Church Road
LaGrange, Georgia 30241
(404) 882-1438
Easy Link Mailbox 62803626
Telex #516586