

Sylvan '77



Be sure to page through this catalog at a leisurely pace, study each particular model and discover the versatile, family-planned features best suited to your needs. Sylvan offers nine great pontoon boats constructed and styled for years of fun. Talk it over with your Sylvan dealer. He will be glad to assist in any way he can.





Supreme Series Sylvan 20

Here's a solid value for the family looking for an efficient pontoon boat. The moderately priced 20 is built to the same high standards as all Sylvan Supreme pontoon boats. And, she runs well with a low horsepower engine. Easy to trailer and easy to maintain, the Sylvan 20 Supreme represents an excellent value.

Specifications / Sylvan 20

- Length of pontoons 20'
- Diameter of pontoons 19" • Length of deck 16'
- Beam 8' • Swim deck area 4' x 8' • Length of enclosed area 12'
- Number of support channels 9
- Net weight 1015 lbs. • Capacity: motor, passengers, etc. 1565 lbs. • Maximum h.p. recommended 50
- Color availability: Orange, Yellow, Navy Blue, Avocado
- Optional 6 piece lounge-a-round furniture and adjustable transom



Supreme Series Sylvan 24

The popular, realistically priced 24 gives the boat owner many features he might expect to find in much more expensive pontoon boats. She's versatile and dependable. Check out the 24 at your Sylvan dealer today.

Specifications / Sylvan 24

- Length of pontoons 24'
- Diameter of pontoons 19" • Length of deck 20'
- Beam 8' • Swim deck area 4' x 8' • Length of enclosed area 16' • Number of support channels 11
- Net weight 1155 lbs. • Capacity: motor, passengers, etc. 1975 lbs. • Maximum h.p. recommended 85 • Color availability: Orange, Yellow, Navy Blue, Avocado • Optional 8 piece lounge-a-round furniture & table and adjustable transom




Supreme Series Mark II (SPECIAL EDITION)

Most Luxurious in the Sylvan line is the Mark II. This beautiful pontoon boat features its own bar and stools plus an ice box and storage cabinet. It's ideal for those summer parties on the water. Take a close look at the Mark II at your Sylvan dealer today.

Specifications / Mark II

- Length of pontoons 24'
- Diameter of pontoons 19" • Length of deck 20'
- Beam 8' • Swim deck area 4' x 8' • Length of enclosed area 16'
- Number of support channels 11
- Net weight 1155 lbs. • Capacity: motor, passengers, etc. 1975 lbs. • Maximum h.p. recommended 85
- Color availability: Peanut Butter • Std. 8 piece lounge-a-round furniture & table • Optional adjustable transom • Right hand steering only



Supreme Series Sylvan 28

This smart twenty-eight footer from Sylvan is one of our most popular models. B.I.A. certified for an 85 h.p. engine, the Sylvan 28 has the versatility to handle most any water sport. You can choose from a wide choice of options to meet specific needs.

Specifications / Sylvan 28

- Length of pontoons 28'
- Diameter of pontoons 19" • Length of deck 24'
- Beam 8' • Swim deck area 4' x 8' • Length of enclosed area 20' • Number of support channels 13
- Net weight 1295 lbs. • Capacity: motor, passengers, etc. 2390 lbs. • Maximum h.p. recommended 85
- Color availability: Orange, Yellow, Navy Blue, Avocado
- Eight piece lounge-a-round furniture is optional.



Supreme Series Sylvan 28 HT

Ideal for the larger family, the 28 hard-top offers two levels of fun. Enjoy the sun upstairs or sit back in the shade on the main deck. There's a full range of options to choose from on the 28 HT. See it today at your local Sylvan dealer.

Specifications / Sylvan 28 HT

- Length of pontoons 28'
- Diameter of pontoons 19" • Length of deck 24'
- Beam 8' • Swim deck area 4' x 8' • Length of enclosed area 20' • Number of support channels 13
- Net weight 1605 lbs. • Capacity: motor, passengers, etc. 2235 lbs. • Maximum h.p. recommended 85
- Color availability: Orange, Yellow, Avocado
- Optional six piece lounge-around furniture



Supreme Series Sylvan 28 I/O DLX

The husky 28 I/O DLX has the heft and stability to cruise in open water and the power and endurance for all day skiing. Standard equipment on the 28 I/O DLX includes a 120 or 140 h.p. inboard outboard engine, built-in fuel tank and instrumentation. Also included is an eight piece lounge-a-round furniture set, captain's chair, steering stand, stow-a-table and marine pile carpeting.

Specifications / Sylvan 28 I/O DLX

- Length of pontoons 28'
- Diameter of pontoons 22" • Length of deck 24'
- Beam 8' • Swim deck area 4' x 8' • Length of enclosed area 20' • Number of support channels 13
- Net weight 2295 lbs. • Capacity: motor, passengers, etc. 2955 lbs. • Horsepower 120 H.P. I/O or 140 I/O
- Color availability: Yellow, Peanut Butter





Advantage Series Sylvan 16 & 20

The popular Advantage 20 from Sylvan packs a lot of boating fun in a thrifty package. Standard equipment includes a captain's chair with upholstered cushion, upholstered steering stand, and teak and aluminum wheel steering. Be sure and see the Sylvan Advantage 20 at your Sylvan dealer...it's one of the best bargains on the water.

Specifications / Sylvan Advantage 20

- Length of pontoons 20'
- Diameter of pontoons 19" • Length of deck 16'
- Beam 8' • Swim deck area 4' x 8' • Length of enclosed area 12' • Number of support channels 9
- Net weight 1015 lbs. • Capacity: motor, passengers, etc. 1565 lbs. • Maximum h.p. recommended 50 • Color availability: Orange, Yellow, Avocado • Optional deck rails and furniture



The Sylvan Advantage 16 (not pictured) is an ideal boat for the person looking for a smaller pontoon boat. Standard equipment includes a captain's chair with cushion, upholstered steering stand, plus teak and aluminum wheel steering. Don't miss the great little 16 — it's one of the best bargains on the water.

Specifications / Sylvan 16


- Length of pontoons 16' • Length of deck 12'
- Diameter of pontoons 19" • Beam 8'
- Net weight 800 lbs. • Maximum h.p. 20
- Color availability: Orange, Yellow, Avocado

Advantage Series Sylvan 24

Here's a great reason to get on water — the Sylvan Advantage 24. And you can have a 24 for a very modest price. It's versatile and with an 85 h.p. rating, most any kind of water sport is within your reach. The 24 is appointed with a host of standard features plus a wide choice of options to choose from.

Specifications / Sylvan Advantage 24

- Length of pontoons 24'
- Diameter of pontoons 19" • Length of deck 20'
- Beam 8' • Swim deck area 4' x 8' • Length of enclosed area 16'
- Number of support channels 11
- Net weight 1155 lbs. • Capacity: motor, passengers, etc. 1975 lbs. • Maximum h.p. recommended 85
- Color availability: Orange, Yellow, Avocado
- Carpet, lights and deluxe top are optional
- Optional deck rails
- Optional furniture
- Optional adjustable transom



Sylvan Raft 10



Anchor your Sylvan raft and you've got your own diving platform or a great place to lounge in the sun. The Sylvan raft is built to the same construction standards as the Sylvan pontoon boats...19" diameter pontoons made of heavy gauge aluminum and etched for lasting beauty. A textured non-slip vinyl deck over sturdy exterior plywood assures years of service. Options include anodized deck rails, a portable diving board, and boarding ladder.

Specifications / Sylvan 10 Raft

- Length of pontoons 10' • Diameter of pontoons 19" • Deck size 8' x 10' • Anchor ring 3" • Net weight 350 lbs. • Capacity 1000 lbs. • Color availability: Orange, Yellow, Navy Blue, Avocado
- Mix or match • Carpet optional

Accessories


You can personalize your Sylvan pontoon boat with a wide choice of accessories. Many people order their boat with the accessories or add them over the years. Discuss the options with your local Sylvan dealer — he will be glad to help.



Luxurious eight piece lounge-a-round furniture set includes a redwood stow-a-table with extra color availability: Orange, Yellow, Navy Blue, Avocado — Two-tone.



Sylvan boarding ladder.



Camper curtains that fully enclose fenced deck area. Vinyl windows, screens, privacy curtains. (Supreme only)



The Sylvan mooring cover is made of pre-shrunk canvas. Mildew resistant.



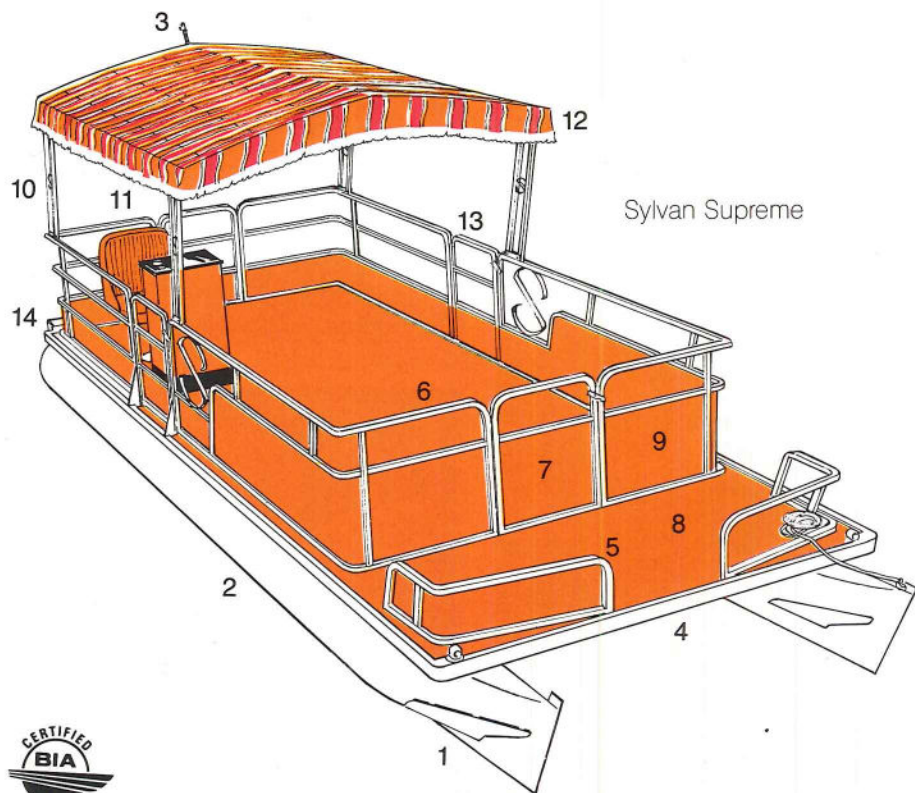
Sylvan's snug-fit seat covers are custom made of marine canvas. They protect seating overnight or during storage.



Adjustable transom optional at no extra cost. May be used with motors up to 35 h.p.



Sylvan storage chest. 48" x 15". Lockable.



Sylvan Supreme



At no extra cost boat may be ordered with steering stand on left, center, or right side.

Due to continuous research policy, specifications and prices are subject to change without notice.

1. Nose cones on all Sylvan boats have upswept design and are capped with a solid aluminum extrusion for added strength. Spray onto the deck is eliminated by deflectors on both nose cones. (Supreme line only)

2. Heavy gauge aluminum pontoons are etched for lasting beauty. Bulkhead at every weld seam. $\frac{3}{4}$ " aluminum keel bar runs full length of each pontoon. Heavy cross support channels every two feet.

3. Deck and canopy running lights are pre-wired. Top lights have quick disconnect plugs mounted on canopy posts. (Supreme line only)

4. Entire deck edge is trimmed in aluminum extrusion for protection and beauty.

5. Swim deck railing provides added safety factor, and allows entry or exit from either side. Made of anodized aluminum. (Supreme line only)

6. Deck railings of $1\frac{1}{4}$ " square aluminum are raised $\frac{1}{2}$ " off deck for drainage. Fully anodized; no oxide rub-off. Advantage 1" etched acid.

7. All Sylvan Supremes have four gates (except 28 I/O, and 16 Advantage) that open in for safety. Each gate has a vinyl coated latch and welded hinges for extra strength.

8. Deck is exterior plywood treated with Woodlife preservative. Marine pile carpeting covers entire deck, vinyl on Advantage.

9. Fence and gate panels of aluminum with color-fast, baked on enamel. Panels are locked-in by Sylvan designed extrusion. Color availability: Orange, Yellow, Navy Blue, Avocado, Peanut Butter.

10. Double post canopy uprights permit easy raising or lowering of canopy. Anodized aluminum. Quick disconnect plugs for canopy light wiring.

11. Upholstered, weather resistant pilot's chair. Steering stand upholstered to match pilot's chair. Teak and chrome wheel. Built-in lockable compartment.

12. All Sylvan canopies are made of weather-resistant fabric. Canopies are color coordinated with deck covering, fencing, steering stand and pilot's chair. Curved design for water run-off. Four double post uprights provide solid support.

13. Gates on Sylvan pontoon boats open inward only. And all models (except 28 I/O) have rear gates for easy access to motor, fuel tank and ski ropes.

14. Fixed transom is made of heavy anodized aluminum with marine plywood motor mount. Maximum h.p. for long shaft motors is 85. Adjustable transom available at no extra cost for short or long shaft up to max - 35 h.p.



Sylvan also makes a complete line of Fiberglass & Aluminum Runabouts, Fun Decks, Fishing boats and Canoes.

sylvan

Sylvan Marine P.O. Box 25 • New Paris, IN 46553 • 219-831-2950